

SUMMARY



100 Metres Men - Round 1

First 3 in each heat (Q) and the next 6 fastest (q) advance to the Semi-Finals

RECORDS	RESULT	NAME	COUNTRY	AGE	VENUE	DATE	
World U20 Record	WU20R	9.97	Trayvon BROMELL	USA	19	Eugene (Hayward Field), OR	13 Jun 2014
Championships Record	CR	10.05	Adam GEMILI	GBR	19	Barcelona (Estadio Olímpico)	11 Jul 2012
World U20 Leading	WU20L	10.09	Anthony SCHWARTZ	USA	18	Albuquerque, NM (USA)	2 Jun 2018
Area U20 Record	AU20R	National U20 Record	NU20R	Personal Best	PB	Season Best	SB

10 July 2018

RANK	PLACE	HEAT	LANE	BIB	NAME	COUNTRY	DATE of BIRTH	RESULT	WIND
1	1	1	3	363	Lalu Muhammad ZOHRI	INA	1 Jul 00	10.30 (.296) Q	+1.1
2	1	6	5	425	Michael STEPHENS	JAM	19 Aug 00	10.30 (.297) Q PB	+0.2
3	1	3	8	303	Chad MILLER	GBR	31 Mar 00	10.33 Q PB	+0.5
4	2	3	6	414	Michael BENTLEY	JAM	17 Jan 99	10.34 (.331) Q	+0.5
5	2	6	1	139	Joel JOHNSON	BAH	8 Sep 00	10.34 (.337) Q	+0.2
6	1	2	8	292	Dominic ASHWELL	GBR	13 Jun 99	10.36 Q PB	+0.6
7	3	3	1	432	Satoru FUKUSHIMA	JPN	19 Jan 00	10.37 Q SB	+0.5
8	1	4	2	645	Eric HARRISON	USA	18 Feb 99	10.39 Q	-0.3
9	3	6	7	657	Anthony SCHWARTZ	USA	5 Sep 00	10.40 Q	+0.2
10	2	2	3	122	Jake DORAN	AUS	18 Nov 00	10.41 Q	+0.6
11	4	3	2	412	Rikkoi BRATHWAITE	IVB	19 Feb 99	10.44 (.432) q SB	+0.5
12	2	4	3	324	Marvin SCHULTE	GER	19 Feb 99	10.44 (.440) Q	-0.3
13	1	5	2	267	Samuel PUROLA	FIN	19 May 00	10.47 Q	-1.0
14	2	5	4	586	Henrik LARSSON	SWE	30 Sep 99	10.49 Q	-1.0
15	2	1	2	442	Daisuke MIYAMOTO	JPN	17 Apr 99	10.50 Q	+1.1
16	3	5	3	552	Thembo MONARENG	RSA	14 Feb 99	10.52 (.513) Q	-1.0
17	3	2	7	315	Luis BRANDNER	GER	9 Oct 00	10.52 (.517) Q	+0.6
18	4	2	6	389	Gal ARAD	ISR	29 Oct 99	10.56 q	+0.6
19	4	6	6	594	Tyrell EDWARDS	TTO	25 Feb 99	10.57 (.567) q	+0.2
20	5	6	8	405	Lorenzo PAISSAN	ITA	24 Nov 00	10.57 (.568) q	+0.2
21	5	3	4	236	Sergio LÓPEZ	ESP	5 Jul 99	10.59 q	+0.5
22	5	2	1	629	Vasyl MAKUKH	UKR	14 Jan 00	10.62 (.614) q	+0.6
23	4	5	6	471	Minkyu SHIN	KOR	9 Mar 00	10.62 (.616)	-1.0
24	3	4	7	268	Riku ILLUKKA	FIN	21 Sep 99	10.65 Q	-0.3
25	3	1	5	497	Isayah BOERS	NED	19 Jun 99	10.66 (.656) Q	+1.1
26	4	4	5	125	Joshua AZZOPARDI	AUS	27 Nov 99	10.66 (.660)	-0.3
27	4	1	6	238	Joan MARTINEZ	ESP	14 Jun 99	10.67	+1.1
28	6	2	2	670	Simang'aliso NDHLOVU	ZAM	19 Jan 99	10.68	+0.6
29	5	1	4	595	Timothy FREDERICK	TTO	17 Aug 01	10.69	+1.1
30	6	3	3	549	Thando DLODLO	RSA	22 Apr 99	10.70 (.692)	+0.5
31	6	1	7	136	Adrian CURRY	BAH	17 May 01	10.70 (.693)	+1.1
32	5	5	5	535	Jeremy ESTRADA	PUR	27 Mar 00	10.75	-1.0
33	6	5	1	212	Štěpán HAMPL	CZE	10 Nov 99	10.78	-1.0
34	6	6	2	219	Danelson MAHAUTIERE	DMA	15 Mar 00	10.79	+0.2
35	7	6	4	178	Antonio IVANOV	BUL	27 May 99	10.84	+0.2
36	7	3	5	512	Mateo VARGAS	PAR	27 Jul 02	10.89	+0.5
37	7	2	4	350	Gerom Samael SOLIS	HON	20 Mar 99	10.94	+0.6
38	7	5	7	505	Jonah HARRIS	NRU	16 Jan 99	11.11	-1.0
39	8	2	5	589	Tevita Potesio PONE	TGA	12 Apr 99	11.16 PB	+0.6
40	5	4	4	510	Moutasim AL SHEKAILI	OMA	15 Mar 00	11.19 PB	-0.3



SUMMARY
100 Metres Men - Round 1

10 July 2018

RANK	PLACE	HEAT	LANE	BIB	NAME	COUNTRY	DATE of BIRTH	RESULT	WIND
41	7	1	8	431	Rahmie SHARIF	JOR	99	11.33	NU20R +1.1
42	8	5	8	517	Manoka JOHN	PNG	3 Jul 99	11.52	PB -1.0
43	8	6	3	666	Jojo IAV	VAN	26 Oct 00	11.63	PB +0.2
44	8	1	1	347	Joseph AGUON	GUM	16 Jan 02	11.69	PB +1.1
45	6	4	8	157	Mipham Yoezer GURUNG	BHU	24 Dec 99	12.05	NU20R -0.3
46	8	3	7	591	Shirgeldi UTOMYSHOV	TKM	16 Apr 01	13.07	PB +0.5
		4	6	473	Abdu Ahmed MARZOUQ	KSA	16 Feb 00	DQ	162.8 -0.3
		4	1	500	Enoch ADEGOKE	NGR	8 Mar 00	DNS	-0.3

NOTE IAAF Rule 162.8 - False Start

ALL-TIME TOP LIST				SEASON TOP LIST			
RESULT	NAME	VENUE	DATE	RESULT	NAME	VENUE	2018
9.97	Trayvon BROMELL (USA)	Eugene (Hayward Field), OR	13 Jun 14	10.09	Anthony SCHWARTZ (USA)	Albuquerque, NM (USA)	2 Jun
10.00	Trentavis FRIDAY (USA)	Eugene (Hayward Field), OR	5 Jul 14	10.11	Thando DLODLO (RSA)	Pretoria (RSA)	15 Mar
10.01	Darrel BROWN (TTO)	Paris Saint-Denis (Stade de France)	24 Aug 03	10.11	Christopher TAYLOR (JAM)	Kingston (JAM)	30 Jun
10.01	Jeffery DEMPS (USA)	Eugene, OR	28 Jun 08	10.15	Jake DORAN (AUS)	Jämsä (FIN)	1 Jul
10.01	Yoshihide KIRYU (JPN)	Hiroshima	29 Apr 13	10.18	Thembo MONARENG (RSA)	Sasolburg (RSA)	28 Apr
10.03	Marcus ROWLAND (USA)	Port of Spain	31 Jul 09	10.19	Enoch ADEGOKE (NGR)	Gold Coast (Carrara Stadium)	8 Apr
10.04	D'Angelo CHERRY (USA)	Fayetteville, AR	10 Jun 09	10.20	Sachin DENNIS (JAM)	Kingston (JAM)	23 Mar
10.04	Christophe LEMAITRE (FRA)	Novi Sad	24 Jul 09	10.22	Malesela SENONA (RSA)	Paarl (RSA)	5 Apr
10.04	Abdullah Abkar MOHAMMED (KSA)	Norwalk, CA	15 Apr 16	10.22	Retshidisitswe MLENGA (RSA)	Paarl (RSA)	5 Apr
10.05	Adam GEMILI (GBR)	Barcelona (Estadio Olímpico)	11 Jul 12	10.22	KeSean CARTER (USA)	Austin, TX (USA)	11 May
10.05	Abdul Hakim SANI BROWN (JPN)	Isaka (Nagai Stadium)	24 Jun 17				



RESULTS



100 Metres Men - Round 1

First 3 in each heat (Q) and the next 6 fastest (q) advance to the Semi-Finals

RECORDS	RESULT	NAME	COUNTRY	AGE	VENUE	DATE	
World U20 Record	WU20R	9.97	Trayvon BROMELL	USA	19	Eugene (Hayward Field), OR	13 Jun 2014
Championships Record	CR	10.05	Adam GEMILI	GBR	19	Barcelona (Estadio Olímpico)	11 Jul 2012
World U20 Leading	WU20L	10.09	Anthony SCHWARTZ	USA	18	Albuquerque, NM (USA)	2 Jun 2018

Area U20 Record	National U20 Record	Personal Best	Season Best
AU20R	NU20R	PB	SB

Heat 1	6	10 July 2018	11:49 START TIME	21° C TEMPERATURE	53 % HUMIDITY	+1.1 m/s WIND
--------	---	--------------	------------------	-------------------	---------------	---------------

PLACE	BIB	NAME	COUNTRY	DATE OF BIRTH	LANE	RESULT	REACTION	Fn
1	363	Lalu Muhammad ZOHRI	INA	1 Jul 00	3	10.30 [.296] Q	0.150	
2	442	Daisuke MIYAMOTO	JPN	17 Apr 99	2	10.50 Q	0.147	
3	497	Isayah BOERS	NED	19 Jun 99	5	10.66 [.656] Q	0.142	
4	238	Joan MARTINEZ	ESP	14 Jun 99	6	10.67	0.157	
5	595	Timothy FREDERICK	TTO	17 Aug 01	4	10.69	0.137	
6	136	Adrian CURRY	BAH	17 May 01	7	10.70 [.693]	0.177	
7	431	Rahmie SHARIF	JOR	99	8	11.33 NU20R	0.164	
8	347	Joseph AGUON	GUM	16 Jan 02	1	11.69 PB	0.162	

Heat 2	6	10 July 2018	11:57 START TIME	21° C TEMPERATURE	53 % HUMIDITY	+0.6 m/s WIND
--------	---	--------------	------------------	-------------------	---------------	---------------

PLACE	BIB	NAME	COUNTRY	DATE OF BIRTH	LANE	RESULT	REACTION	Fn
1	292	Dominic ASHWELL	GBR	13 Jun 99	8	10.36 Q PB	0.127	
2	122	Jake DORAN	AUS	18 Nov 00	3	10.41 Q	0.144	
3	315	Luis BRANDNER	GER	9 Oct 00	7	10.52 [.517] Q	0.186	
4	389	Gal ARAD	ISR	29 Oct 99	6	10.56 q	0.161	
5	629	Vasyl MAKUKH	UKR	14 Jan 00	1	10.62 [.614] q	0.154	
6	670	Simang'aliso NDHLOVU	ZAM	19 Jan 99	2	10.68	0.148	
7	350	Gerom Samael SOLIS	HON	20 Mar 99	4	10.94	0.164	
8	589	Tevita Potesio PONE	TGA	12 Apr 99	5	11.16 PB	0.187	

Heat 3	6	10 July 2018	12:03 START TIME	21° C TEMPERATURE	53 % HUMIDITY	+0.5 m/s WIND
--------	---	--------------	------------------	-------------------	---------------	---------------

PLACE	BIB	NAME	COUNTRY	DATE OF BIRTH	LANE	RESULT	REACTION	Fn
1	303	Chad MILLER	GBR	31 Mar 00	8	10.33 Q PB	0.136	
2	414	Michael BENTLEY	JAM	17 Jan 99	6	10.34 [.331] Q	0.158	
3	432	Satoru FUKUSHIMA	JPN	19 Jan 00	1	10.37 Q SB	0.137	
4	412	Rikkoi BRATHWAITE	IVB	19 Feb 99	2	10.44 [.432] q SB	0.144	
5	236	Sergio LÓPEZ	ESP	5 Jul 99	4	10.59 q	0.172	
6	549	Thando DLODLO	RSA	22 Apr 99	3	10.70 [.692]	0.180	
7	512	Mateo VARGAS	PAR	27 Jul 02	5	10.89	0.126	
8	591	Shirgeldi UTOMYSHOV	TKM	16 Apr 01	7	13.07 PB	0.188	

Heat 4	6	10 July 2018	12:10 START TIME	21° C TEMPERATURE	53 % HUMIDITY	-0.3 m/s WIND
--------	---	--------------	------------------	-------------------	---------------	---------------

PLACE	BIB	NAME	COUNTRY	DATE OF BIRTH	LANE	RESULT	REACTION	Fn
1	645	Eric HARRISON	USA	18 Feb 99	2	10.39 Q	0.145	
2	324	Marvin SCHULTE	GER	19 Feb 99	3	10.44 [.440] Q	0.151	
3	268	Riku ILLUKKA	FIN	21 Sep 99	7	10.65 Q	0.142	
4	125	Joshua AZZOPARDI	AUS	27 Nov 99	5	10.66 [.660]	0.123	
5	510	Moutasim AL SHEKAILI	OMA	15 Mar 00	4	11.19 PB	0.145	
6	157	Mipham Yoezer GURUNG	BHU	24 Dec 99	8	12.05 NU20R	0.191	
	473	Abdu Ahmed MARZOUQ	KSA	16 Feb 00	6	DQ 162.8	-0.212	F1
	500	Enoch ADEGOKE	NGR	8 Mar 00	1	DNS		

NOTE IAAF Rule 162.8 - False Start



RESULTS
100 Metres Men - Round 1

Heat 5		10 July 2018 12:20 START TIME		21° C	53 %	-1.0 m/s		
				TEMPERATURE	HUMIDITY	WIND		
PLACE	BIB	NAME	COUNTRY	DATE OF BIRTH	LANE	RESULT	REACTION	Fn
1	267	Samuel PUROLA	FIN	19 May 00	2	10.47	Q	0.139
2	586	Henrik LARSSON	SWE	30 Sep 99	4	10.49	Q	0.180
3	552	Thembo MONARENG	RSA	14 Feb 99	3	10.52 (.513)	Q	0.143
4	471	Minkyu SHIN	KOR	9 Mar 00	6	10.62 (.616)		0.130
5	535	Jeremy ESTRADA	PUR	27 Mar 00	5	10.75		0.160
6	212	Štěpán HAMPL	CZE	10 Nov 99	1	10.78		0.132
7	505	Jonah HARRIS	NRU	16 Jan 99	7	11.11		0.141
8	517	Manoka JOHN	PNG	3 Jul 99	8	11.52	PB	0.176

Heat 6		10 July 2018 12:26 START TIME		22° C	50 %	+0.2 m/s		
				TEMPERATURE	HUMIDITY	WIND		
PLACE	BIB	NAME	COUNTRY	DATE OF BIRTH	LANE	RESULT	REACTION	Fn
1	425	Michael STEPHENS	JAM	19 Aug 00	5	10.30 (.297)	Q PB	0.137
2	139	Joel JOHNSON	BAH	8 Sep 00	1	10.34 (.337)	Q	0.173
3	657	Anthony SCHWARTZ	USA	5 Sep 00	7	10.40	Q	0.147
4	594	Tyrell EDWARDS	TTO	25 Feb 99	6	10.57 (.567)	q	0.160
5	405	Lorenzo PAISSAN	ITA	24 Nov 00	8	10.57 (.568)	q	0.142
6	219	Danelson MAHAUTIERE	DMA	15 Mar 00	2	10.79		0.165
7	178	Antonio IVANOV	BUL	27 May 99	4	10.84		0.127
8	666	Jojo IAV	VAN	26 Oct 00	3	11.63	PB	0.178

ALL-TIME TOP LIST				SEASON TOP LIST			
RESULT	NAME	VENUE	DATE	RESULT	NAME	VENUE	2018
9.97	Trayvon BROMELL (USA)	Eugene (Hayward Field), OR	13 Jun 14	10.09	Anthony SCHWARTZ (USA)	Albuquerque, NM (USA)	2 Jun
10.00	Trentavis FRIDAY (USA)	Eugene (Hayward Field), OR	5 Jul 14	10.11	Thando DLODLO (RSA)	Pretoria (RSA)	15 Mar
10.01	Darrel BROWN (TTO)	Paris Saint-Denis (Stade de France)	24 Aug 03	10.11	Christopher TAYLOR (JAM)	Kingston (JAM)	30 Jun
10.01	Jeffery DEMPS (USA)	Eugene, OR	28 Jun 08	10.15	Jake DORAN (AUS)	Jämsä (FIN)	1 Jul
10.01	Yoshihide KIRYU (JPN)	Hiroshima	29 Apr 13	10.18	Thembo MONARENG (RSA)	Sasolburg (RSA)	28 Apr
10.03	Marcus ROWLAND (USA)	Port of Spain	31 Jul 09	10.19	Enoch ADEGOKE (NGR)	Gold Coast (Carrara Stadium)	8 Apr
10.04	D'Angelo CHERRY (USA)	Fayetteville, AR	10 Jun 09	10.20	Sachin DENNIS (JAM)	Kingston (JAM)	23 Mar
10.04	Christophe LEMAITRE (FRA)	Novi Sad	24 Jul 09	10.22	Malesela SENONA (RSA)	Paarl (RSA)	5 Apr
10.04	Abdullah Abkar MOHAMMED (KSA)	Norwalk, CA	15 Apr 16	10.22	Retshidisitswe MLENGA (RSA)	Paarl (RSA)	5 Apr
10.05	Adam GEMILI (GBR)	Barcelona (Estadio Olímpico)	11 Jul 12	10.22	KeSean CARTER (USA)	Austin, TX (USA)	11 May
10.05	Abdul Hakim SANI BROWN (JPN)	Isaka (Nagai Stadium)	24 Jun 17				



SUMMARY



1500 Metres Men - Round 1

First 3 in each heat (Q) and the next 3 fastest (q) advance to the Final

RECORDS	RESULT	NAME	COUNTRY	AGE	VENUE	DATE	
World U20 Record	WU20R	3:28.81	Ronald KWEMOI	KEN	19	Monaco (Stade Louis II)	18 Jul 2014
Championships Record	CR	3:35.53	Abdelaati IGUIDER	MAR	17	Grosseto (Stadio Zecchini)	15 Jul 2004
World U20 Leading	WU20L	3:31.63	Samuel TEFERA	ETH	19	Shanghai (CHN)	12 May 2018
Area U20 Record	AU20R	National U20 Record	NU20R	Personal Best	PB	Season Best	SB

10 July 2018

RANK	PLACE	HEAT	BIB	NAME	COUNTRY	DATE OF BIRTH	RESULT	
1	1	3	265	Samuel TEFERA	ETH	23 Oct 99	3:44.48	Q
2	2	3	563	Elzan BIBIC	SRB	8 Jan 99	3:44.68	Q PB
3	1	2	462	Justus SOGET	KEN	22 Oct 99	3:44.70	Q
4	2	2	264	Birhanu SORSA	ETH	11 Apr 00	3:44.92	Q
5	3	2	658	Cooper TEARE	USA	18 Aug 99	3:45.06	Q
6	3	3	305	Jake HEYWARD	GBR	26 Apr 99	3:45.45	Q
7	4	2	498	Robin VAN RIEL	NED	30 Apr 00	3:45.52	q
8	5	2	504	Sondre JUVEN	NOR	17 Apr 99	3:45.64	q
9	4	3	128	Callum DAVIES	AUS	18 Jul 99	3:46.32	q PB
10	5	3	232	Enrique HERREROS	ESP	15 Sep 99	3:46.66 (.654)	
11	6	3	624	Hosea KIPLANGAT	UGA	1 Mar 00	3:46.66 (.657)	
12	6	2	486	Anass ESSAYI	MAR	18 May 01	3:46.68	
13	7	2	509	Samuel TANNER	NZL	24 Aug 00	3:47.10	
14	8	2	127	Jaryd CLIFFORD	AUS	5 Jul 99	3:47.77	
15	7	3	495	Bram ANDERIESSSEN	NED	1 Aug 99	3:47.96	
16	8	3	653	Yared NUGUSE	USA	1 Jun 99	3:49.68	
17	1	1	503	Jakob INGEBRIGTSEN	NOR	19 Sep 00	3:51.34	Q
18	2	1	458	George Meitamei MANANGOI	KEN	29 Nov 00	3:51.40	Q
19	9	3	332	Maximilian SLUKA	GER	6 Jan 00	3:51.92	
20	3	1	102	Oussama CHERRAD	ALG	6 Mar 00	3:52.33	Q
21	10	3	508	Isaiah PRIDDEY	NZL	9 Mar 00	3:52.42	
22	4	1	230	Mario GARCÍA	ESP	29 Jun 99	3:52.70	
23	5	1	227	Daniel WELDETNSAE	ERI	12 Sep 99	3:53.06	
24	6	1	530	Szymon ZYWKO	POL	12 Apr 99	3:54.02	
25	9	2	388	Hussein Haitham LAFTA	IRQ	18 May 99	3:54.09	
26	7	1	287	Quentin MALRIQ	FRA	25 Nov 99	3:54.46	
27	11	3	342	Georgios Panagiotis MILIARAS	GRE	14 Jan 00	3:54.62	
28	8	1	487	Soufiane HAMDAOUI	MAR	99	3:54.90	
29	9	1	217	William DEVANTIER	DEN	16 Apr 00	3:55.33	
30	10	2	627	Daniel KIPROP	UGA	3 Dec 00	3:55.47	
31	10	1	329	Jonathan SCHMIDT	GER	19 Nov 99	3:55.56	
32	11	1	392	Pietro ARESE	ITA	8 Oct 99	3:55.92	
33	12	1	184	Charlie DANNATT	CAN	7 Sep 99	3:56.55	
34	11	2	104	Rabie DELIBA	ALG	18 Feb 00	3:58.32	
35	13	1	113	Dominic LOKOLONG ATIOL	ART	99	3:59.63	PB
36	12	3	364	. ANKIT	IND	1 Dec 99	4:05.15	
37	13	3	391	Evan JONES	ISV	17 Mar 99	4:07.91	
38	12	2	588	Simanga MASEKO	SWZ	6 May 00	4:09.15	PB
		2	545	Adrian GARCEA	ROU	1 Jun 99	DQ	163.3(b)



SUMMARY
1500 Metres Men - Round 1

10 July 2018

RANK	PLACE	HEAT	BIB	NAME	COUNTRY	DATE of BIRTH	RESULT
------	-------	------	-----	------	---------	---------------	--------

NOTE IAAF Rule 163.3(b) - Infringement of the inside border

ALL-TIME TOP LIST				SEASON TOP LIST			
RESULT	NAME	VENUE	DATE	RESULT	NAME	VENUE	2018
3:28.81	Ronald KWEMOI (KEN)	Monaco (Stade Louis II)	18 Jul 14	3:31.63	Samuel TEFERA (ETH)	Shanghai (CHN)	12 May
3:30.10	Robert BIWOTT (KEN)	Monaco (Stade Louis II)	17 Jul 15	3:34.33	Justus SOGET (KEN)	Shanghai (CHN)	12 May
3:30.24	Cornelius CHIRCHIR (KEN)	Monaco (Stade Louis II)	19 Jul 02	3:35.53	George Meitamei MANANGOI (KEN)	Doha (QAT)	4 May
3:31.13	Muluqeta WENDIMU (ETH)	Heusden-Zolder	31 Jul 04	3:35.81	Brimin Kiprotich KIPRONO (KEN)	Nancy (FRA)	27 Jun
3:31.42	Alex Kipchirchir RONO (KEN)	Bruxelles (Boudewijnstadion)	5 Sep 03	3:35.83	Kumari TAKI (KEN)	Nairobi (KEN)	17 Feb
3:31.49	Belal Ali MANSOOR (BRN)	Athína (Olympic Stadium)	2 Jul 07	3:36.06	Jakob INGEBRIGTSEN (NOR)	Oslo (NOR)	7 Jun
3:31.54	Isaac Kiprono SONGOK (KEN)	Heusden-Zolder	2 Aug 03	3:36.33	Michael KIBET (KEN)	Nancy (FRA)	27 Jun
3:31.63	Samuel TEFERA (ETH)	Shanghai (CHN)	12 May 18	3:36.49	Melese NBERET (ETH)	Montreuil (FRA)	19 Jun
3:31.64	Asbel KIPROP (KEN)	Roma (Stadio Olimpico)	11 Jul 08	3:37.98	Ngconde MATWEBU (RSA)	Bloemfontein (RSA)	9 Feb
3:31.70	Ilham Tanui ÖZBILEN (KEN)	Roma (Stadio Olimpico)	10 Jul 09	3:38.28	Lawi KOSGEI (KEN)	Nairobi (KEN)	23 Jun



RACE ANALYSIS



1500 Metres Men - Round 1

First 3 in each heat (Q) and the next 3 fastest (q) advance to the Final

Heat 3

3

10 July 2018 10:45 START TIME

20° C TEMPERATURE 60 % HUMIDITY

PLACE	BIB	NAME	COUNTRY	DATE of BIRTH	RESULT
	300m	700m	1100m		
1	265	Samuel TEFERA	ETH	23 Oct 99	3:44.48
	46.93 (10)	1:51.07 (2) 1:04.14 (2)	2:49.84 (1) 58.77 (2)	54.64 (1)	
2	563	Elzan BIBIC	SRB	8 Jan 99	3:44.68 PB
	46.60 (5)	1:51.09 (3) 1:04.49 (4)	2:50.01 (3) 58.92 (4)	54.67 (2)	
3	305	Jake HEYWARD	GBR	26 Apr 99	3:45.45
	46.69 (6)	1:51.28 (7) 1:04.59 (6)	2:49.96 (2) 58.68 (1)	55.49 (3)	
4	128	Callum DAVIES	AUS	18 Jul 99	3:46.32 PB
	46.36 (2)	1:51.12 (4) 1:04.76 (10)	2:50.41 (6) 59.29 (8)	55.91 (4)	
5	232	Enrique HERREROS	ESP	15 Sep 99	3:46.66
	46.84 (8)	1:51.53 (11) 1:04.69 (7)	2:50.65 (8) 59.12 (6)	56.01 (5)	
6	624	Hosea KIPLANGAT	UGA	1 Mar 00	3:46.66
	47.08 (11)	1:51.45 (9) 1:04.37 (3)	2:50.40 (5) 58.95 (5)	56.26 (6)	
7	495	Bram ANDERIESEN	NED	1 Aug 99	3:47.96
	46.41 (3)	1:50.97 (1) 1:04.56 (5)	2:50.12 (4) 59.15 (7)	57.84 (7)	
8	653	Yared NUGUSE	USA	1 Jun 99	3:49.68
	46.73 (7)	1:51.53 (10) 1:04.80 (12)	2:50.85 (9) 59.32 (9)	58.83 (8)	
9	332	Maximilian SLUKA	GER	6 Jan 00	3:51.92
	46.87 (9)	1:51.66 (12) 1:04.79 (11)	2:50.57 (7) 58.91 (3)	1:01.35 (10)	
10	508	Isaiah PRIDDEY	NZL	9 Mar 00	3:52.42
	46.50 (4)	1:51.25 (6) 1:04.75 (9)	2:51.57 (11) 1:00.32 (11)	1:00.85 (9)	
11	342	Georgios Panagiotis MILIARAS	GRE	14 Jan 00	3:54.62
	47.11 (12)	1:51.24 (5) 1:04.13 (1)	2:51.32 (10) 1:00.08 (10)	1:03.30 (11)	
12	364	. ANKIT	IND	1 Dec 99	4:05.15
	46.18 (1)	1:51.39 (8) 1:05.21 (13)	2:54.10 (12) 1:02.71 (12)	1:11.05 (13)	
13	391	Evan JONES	ISV	17 Mar 99	4:07.91
	47.33 (13)	1:52.05 (13) 1:04.72 (8)	2:59.44 (13) 1:07.39 (13)	1:08.47 (12)	



RESULTS



1500 Metres Men - Round 1

First 3 in each heat (Q) and the next 3 fastest (q) advance to the Final

RECORDS	RESULT	NAME	COUNTRY	AGE	VENUE	DATE	
World U20 Record	WU20R	3:28.81	Ronald KWEMOI	KEN	19	Monaco (Stade Louis II)	18 Jul 2014
Championships Record	CR	3:35.53	Abdelaati IGUIDER	MAR	17	Grosseto (Stadio Zecchini)	15 Jul 2004
World U20 Leading	WU20L	3:31.63	Samuel TEFERA	ETH	19	Shanghai (CHN)	12 May 2018
Area U20 Record	AU20R	National U20 Record	NU20R	Personal Best	PB	Season Best	SB

Heat 1

3

10 July 2018 10:25 START TIME 20° C TEMPERATURE 56 % HUMIDITY

PLACE	BIB	NAME	COUNTRY	DATE OF BIRTH	ORDER	RESULT	
1	503	Jakob INGEBRIGTSEN	NOR	19 Sep 00	11	3:51.34	Q
2	458	George Meitamei MANANGOI	KEN	29 Nov 00	1	3:51.40	Q
3	102	Oussama CHERRAD	ALG	6 Mar 00	6	3:52.33	Q
4	230	Mario GARCÍA	ESP	29 Jun 99	3	3:52.70	
5	227	Daniel WELDETNSAE	ERI	12 Sep 99	10	3:53.06	
6	530	Szymon ZYWKO	POL	12 Apr 99	2	3:54.02	
7	287	Quentin MALRIQ	FRA	25 Nov 99	5	3:54.46	
8	487	Soufiane HAMDAOUI	MAR	99	12	3:54.90	
9	217	William DEVANTIER	DEN	16 Apr 00	4	3:55.33	
10	329	Jonathan SCHMIDT	GER	19 Nov 99	13	3:55.56	
11	392	Pietro ARESE	ITA	8 Oct 99	9	3:55.92	
12	184	Charlie DANNATT	CAN	7 Sep 99	7	3:56.55	
13	113	Dominic LOKOLONG ATIOL	ART	99	8	3:59.63	PB

INTERMEDIATE TIMES	300m	700m	1100m
	Quentin MALRIQ	Mario GARCÍA	Jakob INGEBRIGTSEN
	47.89	1:57.14	2:57.12

Heat 2

3

10 July 2018 10:35 START TIME 20° C TEMPERATURE 60 % HUMIDITY

PLACE	BIB	NAME	COUNTRY	DATE OF BIRTH	ORDER	RESULT	
1	462	Justus SOGET	KEN	22 Oct 99	8	3:44.70	Q
2	264	Birhanu SORSA	ETH	11 Apr 00	10	3:44.92	Q
3	658	Cooper TEARE	USA	18 Aug 99	13	3:45.06	Q
4	498	Robin VAN RIEL	NED	30 Apr 00	6	3:45.52	q
5	504	Sondre JUVEN	NOR	17 Apr 99	3	3:45.64	q
6	486	Anass ESSAYI	MAR	18 May 01	5	3:46.68	
7	509	Samuel TANNER	NZL	24 Aug 00	2	3:47.10	
8	127	Jaryd CLIFFORD	AUS	5 Jul 99	9	3:47.77	
9	388	Hussein Haitham LAFTA	IRQ	18 May 99	7	3:54.09	
10	627	Daniel KIPROP	UGA	3 Dec 00	4	3:55.47	
11	104	Rabie DELIBA	ALG	18 Feb 00	11	3:58.32	
12	588	Simanga MASEKO	SWZ	6 May 00	12	4:09.15	PB
	545	Adrian GARCEA	ROU	1 Jun 99	1	DQ	163.3[b]

NOTE IAAF Rule 163.3(b) - Infringement of the inside border

INTERMEDIATE TIMES	300m	700m	1100m
	Justus SOGET	Justus SOGET	Birhanu SORSA
	43.59	1:48.39	2:49.40



RESULTS
1500 Metres Men - Round 1

Heat 3

3

10 July 2018 10:45 START TIME

20° C TEMPERATURE 60 % HUMIDITY

PLACE	BIB	NAME	COUNTRY	DATE of BIRTH	ORDER	RESULT	
1	265	Samuel TEFERA	ETH	23 Oct 99	10	3:44.48	Q
2	563	Elzan BIBIC	SRB	8 Jan 99	2	3:44.68	Q PB
3	305	Jake HEYWARD	GBR	26 Apr 99	6	3:45.45	Q
4	128	Callum DAVIES	AUS	18 Jul 99	9	3:46.32	q PB
5	232	Enrique HERREROS	ESP	15 Sep 99	3	3:46.66	(.654)
6	624	Hosea KIPLANGAT	UGA	1 Mar 00	12	3:46.66	(.657)
7	495	Bram ANDERIESEN	NED	1 Aug 99	4	3:47.96	
8	653	Yared NUGUSE	USA	1 Jun 99	13	3:49.68	
9	332	Maximilian SLUKA	GER	6 Jan 00	7	3:51.92	
10	508	Isaiah PRIDDEY	NZL	9 Mar 00	11	3:52.42	
11	342	Georgios Panagiotis MILIARAS	GRE	14 Jan 00	5	3:54.62	
12	364	. ANKIT	IND	1 Dec 99	1	4:05.15	
13	391	Evan JONES	ISV	17 Mar 99	8	4:07.91	

INTERMEDIATE TIMES	300m	. ANKIT	46.18
	700m	Bram ANDERIESEN	1:50.97
	1100m	Samuel TEFERA	2:49.84

ALL-TIME TOP LIST

SEASON TOP LIST

RESULT	NAME	VENUE	DATE
3:28.81	Ronald KWEMOI (KEN)	Monaco (Stade Louis II)	18 Jul 14
3:30.10	Robert BIWOTT (KEN)	Monaco (Stade Louis II)	17 Jul 15
3:30.24	Cornelius CHIRCHIR (KEN)	Monaco (Stade Louis II)	19 Jul 02
3:31.13	Muluqeta WENDIMU (ETH)	Heusden-Zolder	31 Jul 04
3:31.42	Alex Kipchirchir RONO (KEN)	Jxelles (Boudewijnstadion)	5 Sep 03
3:31.49	Belal Ali MANSOOR (BRN)	Athína (Olympic Stadium)	2 Jul 07
3:31.54	Isaac Kiprono SONGOK (KEN)	Heusden-Zolder	2 Aug 03
3:31.63	Samuel TEFERA (ETH)	Shanghai (CHN)	12 May 18
3:31.64	Asbel KIPROP (KEN)	Roma (Stadio Olimpico)	11 Jul 08
3:31.70	Ilham Tanui ÖZBILEN (KEN)	Roma (Stadio Olimpico)	10 Jul 09

RESULT	NAME	VENUE	2018
3:31.63	Samuel TEFERA (ETH)	Shanghai (CHN)	12 May
3:34.33	Justus SOGET (KEN)	Shanghai (CHN)	12 May
3:35.53	George Meitamei MANANGOI (KEN)	Doha (QAT)	4 May
3:35.81	Brimin Kiprotich KIPRONO (KEN)	Nancy (FRA)	27 Jun
3:35.83	Kumari TAKI (KEN)	Nairobi (KEN)	17 Feb
3:36.06	Jakob INGEBRIGTSEN (NOR)	Oslo (NOR)	7 Jun
3:36.33	Michael KIBET (KEN)	Nancy (FRA)	27 Jun
3:36.49	Melese NBERET (ETH)	Montreuil (FRA)	19 Jun
3:37.98	Nqonde MATWEBU (RSA)	Bloemfontein (RSA)	9 Feb
3:38.28	Lawi KOSGEI (KEN)	Nairobi (KEN)	23 Jun

RESULTS



10,000 Metres Men - Final

RECORDS	RESULT	NAME	COUNTRY	AGE	VENUE	DATE
World U20 Record	WU20R	26:41.75	Samuel Kamau WANJIRU	KEN	19	Bruxelles (Boudewijnstadion) 26 Aug 2005
Championships Record	CR	27:21.08	Rhonex KIPRUTO	KEN	19	Tampere 10 Jul 2018
World U20 Leading	WU20L	27:21.08	Rhonex KIPRUTO	KEN	19	Tampere 10 Jul 2018
Area U20 Record	AU20R		National U20 Record	NU20R	Personal Best	PB
					Season Best	SB

10 July 2018 18:48 START TIME 22° C TEMPERATURE 46 % HUMIDITY

PLACE	BIB	NAME	COUNTRY	DATE OF BIRTH	ORDER	RESULT	
1	455	Rhonex KIPRUTO	KEN	12 Oct 99	1	27:21.08	CR
2	626	Jacob KIPLIMO	UGA	14 Nov 00	2	27:40.36	
3	255	Berihu AREGAWI	ETH	28 Feb 01	12	27:48.41	PB
4	452	Solomon Kiplimo BOIT	KEN	1 Oct 99	4	27:57.44	PB
5	253	Olika ADUGNA	ETH	12 Sep 99	20	28:39.67	PB
6	625	Victor KIPLANGAT	UGA	10 Nov 99	10	28:42.77	PB
7	225	Kokob GHEBRU	ERI	13 Mar 99	5	28:59.31	
8	226	Robel SIBHATU	ERI	21 Oct 99	21	29:44.59	
9	445	Takuro MIURA	JPN	4 Dec 99	25	30:12.25	
10	100	Saber ABED	ALG	22 Feb 00	24	30:14.82	PB
11	390	Eshetu WORKU	ISR	21 Oct 99	7	30:28.25	PB
12	376	Kartik KUMAR	IND	12 May 99	8	30:30.28	
13	358	István PALKOVITS	HUN	27 Dec 00	27	30:35.87	PB
14	202	Walter Alfonso MARTÍN LÓPEZ	COL	30 Sep 00	14	30:46.37	
15	239	Eduardo MENACHO	ESP	25 Nov 99	16	30:52.26	
16	193	Ali Hissein MAHAMAT	CHA	5 Jan 00	22	30:55.29	
17	106	Mohamed KADI BOUCHAKOUR	ALG	3 Apr 99	11	30:59.67	
18	131	Joshua TORLEY	AUS	30 Apr 99	6	31:09.94	SB
19	335	Marios ANAGNOSTOU	GRE	8 Oct 99	28	31:15.43	
20	470	Minho PARK	KOR	23 Jan 99	13	31:17.80	
21	514	Miguel SORIA	PER	9 Jan 99	19	31:20.34	
22	191	Max TUREK	CAN	5 Oct 99	23	31:30.07	
23	637	Bruno RODRIGUEZ	URU	20 Oct 99	17	31:31.01	
24	506	Christopher DRYDEN	NZL	17 May 99	18	31:36.03	
25	650	Will MERRITT	USA	13 Apr 99	3	31:58.71	
26	469	Jungwoo PARK	KOR	27 Mar 99	9	32:02.26	
27	533	Alexandre FIGUEIREDO	POR	4 Oct 99	15	32:38.02	
28	638	Matías RODRIGUEZ	URU	20 Oct 99	26	33:06.36	

INTERMEDIATE TIMES	Distance	Runner	Time
	1000m	Jacob KIPLIMO	2:50.46
	2000m	Jacob KIPLIMO	5:40.67
	3000m	Jacob KIPLIMO	8:25.42
	4000m	Rhonex KIPRUTO	11:13.53
	5000m	Rhonex KIPRUTO	13:57.22
	6000m	Solomon Kiplimo BOIT	16:39.67
	7000m	Rhonex KIPRUTO	19:18.71
	8000m	Rhonex KIPRUTO	22:01.22
	9000m	Rhonex KIPRUTO	24:43.40

RESULTS
10,000 Metres Men - Final

ALL-TIME TOP LIST				SEASON TOP LIST			
RESULT	NAME	VENUE	DATE	RESULT	NAME	VENUE	2018
26:41.75	Samuel Kamau WANJIRU (KEN)	les (Boudewijnstadion)	26 Aug 05	27:21.08	Rhonex KIPRUTO (KEN)	Tampere	10 Jul
26:55.73	Geoffrey Kipkorir KIRUI (KEN)	elles (Boudewijnstadion)	16 Sep 11	27:30.25	Jacob KIPLIMO (UGA)	Gold Coast (Carrara Stadium)	13 Apr
26:57.56	Yiqrem DEMELASH (ETH)	Bruxelles (Boudewijnstadion)	7 Sep 12	27:43.65	Yeneblo BIYAZEN (ETH)	Maia (POR)	2 Jun
26:57.88	Abadi HADIS (ETH)	Hengelo (Blankers-Koen Stadion)	29 Jun 16	27:48.41	Berihu AREGAWI (ETH)	Tampere	10 Jul
27:02.81	Ibrahim JEILAN (ETH)	Bruxelles (Boudewijnstadion)	25 Aug 06	27:57.44	Solomon Kiplimo BOIT (KEN)	Tampere	10 Jul
27:04.00	Boniface Toroitich KIPROP (UGA)	elles (Boudewijnstadion)	3 Sep 04	28:23.11	Kokob GHEBRU (ERI)	Ferrara (ITA)	12 May
27:04.45	Bernard Kiprop KIPYEGO (KEN)	Hengelo	29 May 05	28:30.3	Victor Kipkirui KORIR (KEN)	Nairobi (KEN)	11 Jun
27:06.35	Geoffrey Kipsana KAMWOROR (KEN)	ayward Field, OR	3 Jun 11	28:33.26	Peter MWANGI (KEN)	Yokohama (JPN)	21 Apr
27:06.47	Habtamu FIKADU (ETH)	engelo (Blankers-Koen Stadion)	26 May 07	28:37.2	Kelvin KIBIWOTT (KEN)	Nairobi (KEN)	11 Jun
27:07.29	Moses Ndiema MASAI (KEN)	uxelles (Boudewijnstadion)	3 Sep 04	28:39.67	Olika ADUGNA (ETH)	Tampere	10 Jul



RACE ANALYSIS

10,000 Metres Men - Final



10 July 2018 18:48 START TIME 22° C TEMPERATURE 46 % HUMIDITY

PLACE	BIB	NAME	COUNTRY	DATE of BIRTH	RESULT						
		1000m	2000m	3000m	4000m	5000m	6000m	7000m	8000m	9000m	
1	455	Rhonex KIPRUTO	KEN	12 Oct 99	27:21.08 CR						
		2:50.69 (2)	5:40.91 (2)	8:25.64 (2)	11:13.53 (1)	13:57.22 (1)	16:39.95 (2)	19:18.71 (1)	22:01.22 (1)	24:43.40 (1)	2:37.68 (1)
			2:50.22 (4)	2:44.73 (3)	2:47.89 (3)	2:43.69 (1)	2:42.73 (4)	2:38.76 (1)	2:42.51 (1)	2:42.18 (1)	
2	626	Jacob KIPLIMO	UGA	14 Nov 00	27:40.36						
		2:50.46 (1)	5:40.67 (1)	8:25.42 (1)	11:13.98 (3)	13:57.72 (3)	16:40.17 (3)	19:22.16 (2)	22:04.91 (2)	24:52.82 (2)	2:47.54 (3)
			2:50.21 (2)	2:44.75 (5)	2:48.56 (5)	2:43.74 (3)	2:42.45 (3)	2:41.99 (2)	2:42.75 (2)	2:47.91 (2)	
3	255	Berihu AREGAWI	ETH	28 Feb 01	27:48.41 PB						
		2:51.96 (12)	5:43.02 (9)	8:26.88 (7)	11:14.49 (4)	13:58.20 (4)	16:40.41 (4)	19:24.51 (4)	22:13.16 (4)	25:03.53 (3)	2:44.88 (2)
			2:51.06 (8)	2:43.86 (1)	2:47.61 (1)	2:43.71 (2)	2:42.21 (2)	2:44.10 (4)	2:48.65 (3)	2:50.37 (3)	
4	452	Solomon Kiplimo BOIT	KEN	1 Oct 99	27:57.44 PB						
		2:50.74 (3)	5:41.13 (3)	8:25.87 (3)	11:13.73 (2)	13:57.50 (2)	16:39.67 (1)	19:23.60 (3)	22:12.82 (3)	25:05.23 (4)	2:52.21 (6)
			2:50.39 (6)	2:44.74 (4)	2:47.86 (2)	2:43.77 (4)	2:42.17 (1)	2:43.93 (3)	2:49.22 (4)	2:52.41 (4)	
5	253	Olika ADUGNA	ETH	12 Sep 99	28:39.67 PB						
		2:51.54 (9)	5:42.12 (7)	8:26.51 (5)	11:14.79 (5)	13:58.71 (5)	16:52.57 (5)	19:51.41 (5)	22:51.29 (5)	25:48.34 (5)	2:51.33 (4)
			2:50.58 (7)	2:44.39 (2)	2:48.28 (4)	2:43.92 (5)	2:53.86 (5)	2:58.84 (7)	2:59.88 (6)	2:57.05 (6)	
6	625	Victor KIPLANGAT	UGA	10 Nov 99	28:42.77 PB						
		2:51.73 (11)	5:41.88 (6)	8:26.77 (6)	11:15.93 (7)	14:08.69 (6)	17:03.63 (6)	19:58.57 (6)	22:55.41 (6)	25:51.10 (6)	2:51.67 (5)
			2:50.15 (1)	2:44.89 (7)	2:49.16 (6)	2:52.76 (6)	2:54.94 (6)	2:54.94 (5)	2:56.84 (5)	2:55.69 (5)	
7	225	Kokob GHEBRU	ERI	13 Mar 99	28:59.31						
		2:51.09 (5)	5:41.34 (4)	8:26.21 (4)	11:15.69 (6)	14:08.88 (7)	17:03.84 (7)	20:00.77 (7)	23:02.49 (7)	26:06.48 (7)	2:52.83 (7)
			2:50.25 (5)	2:44.87 (6)	2:49.48 (7)	2:53.19 (7)	2:54.96 (7)	2:56.93 (6)	3:01.72 (7)	3:03.99 (8)	
8	226	Robel SIBHATU	ERI	21 Oct 99	29:44.59						
		2:51.43 (8)	5:41.64 (5)	8:27.16 (8)	11:19.81 (8)	14:20.67 (8)	17:27.29 (8)	20:35.89 (8)	23:41.39 (8)	26:44.31 (8)	3:00.28 (12)
			2:50.21 (2)	2:45.52 (8)	2:52.65 (8)	3:00.86 (8)	3:06.62 (13)	3:08.60 (14)	3:05.50 (9)	3:02.92 (7)	
9	445	Takuro MIURA	JPN	4 Dec 99	30:12.25						
		2:51.23 (6)	5:44.23 (10)	8:42.88 (9)	11:43.28 (9)	14:44.43 (9)	17:46.50 (9)	20:50.70 (9)	23:58.24 (9)	27:07.91 (9)	3:04.34 (16)
			2:53.00 (10)	2:58.65 (12)	3:00.40 (10)	3:01.15 (9)	3:02.07 (8)	3:04.20 (8)	3:07.54 (12)	3:09.67 (11)	
10	100	Saber ABED	ALG	22 Feb 00	30:14.82 PB						
		2:52.25 (14)	5:46.69 (12)	8:44.67 (11)	11:44.14 (10)	14:45.63 (10)	17:49.80 (10)	20:56.71 (10)	24:06.79 (10)	27:16.69 (10)	2:58.13 (10)
			2:54.44 (12)	2:57.98 (10)	2:59.47 (9)	3:01.49 (10)	3:04.17 (10)	3:06.91 (13)	3:10.08 (14)	3:09.90 (12)	
11	390	Eshetu WORKU	ISR	21 Oct 99	30:28.25 PB						
		2:56.39 (15)	5:55.18 (16)	8:55.34 (16)	11:59.62 (16)	15:05.48 (15)	18:10.13 (12)	21:16.35 (11)	24:25.91 (14)	27:32.68 (11)	2:55.57 (8)
			2:58.79 (16)	3:00.16 (14)	3:04.28 (16)	3:05.86 (13)	3:04.65 (12)	3:06.22 (12)	3:09.56 (13)	3:06.77 (10)	
12	376	Kartik KUMAR	IND	12 May 99	30:30.28						
		2:50.92 (4)	5:42.35 (8)	8:43.18 (10)	11:47.49 (12)	15:01.69 (13)	18:11.38 (13)	21:16.42 (12)	24:22.93 (12)	27:33.16 (13)	2:57.12 (9)
			2:51.43 (9)	3:00.83 (15)	3:04.31 (17)	3:14.20 (26)	3:09.69 (15)	3:05.04 (10)	3:06.51 (10)	3:10.23 (13)	
13	358	István PALKOVITS	HUN	27 Dec 00	30:35.87 PB						
		3:01.24 (23)	6:01.16 (22)	9:04.06 (20)	12:06.25 (18)	15:09.00 (18)	18:13.12 (16)	21:17.50 (14)	24:22.66 (11)	27:32.91 (12)	3:02.96 (13)
			2:59.92 (21)	3:02.90 (18)	3:02.19 (14)	3:02.75 (11)	3:04.12 (9)	3:04.38 (9)	3:05.16 (8)	3:10.25 (14)	
14	202	Walter Alfonso MARTÍN LÓPEZ	COL	30 Sep 00	30:46.37						
		2:58.28 (16)	5:54.86 (15)	8:53.85 (15)	11:55.95 (14)	15:03.23 (14)	18:11.64 (14)	21:17.27 (13)	24:23.81 (13)	27:36.41 (14)	3:09.96 (22)
			2:56.58 (15)	2:58.99 (13)	3:02.10 (13)	3:07.28 (14)	3:08.41 (14)	3:05.63 (11)	3:06.54 (11)	3:12.60 (15)	
15	239	Eduardo MENACHO	ESP	25 Nov 99	30:52.26						
		3:00.83 (20)	6:00.34 (18)	9:03.88 (19)	12:04.99 (17)	15:08.26 (17)	18:12.82 (15)	21:21.88 (16)	24:34.48 (15)	27:47.95 (15)	3:04.31 (15)
			2:59.51 (18)	3:03.54 (21)	3:01.11 (11)	3:03.27 (12)	3:04.56 (11)	3:09.06 (15)	3:12.60 (16)	3:13.47 (16)	
16	193	Ali Hissein MAHAMAT	CHA	5 Jan 00	30:55.29						
		3:01.04 (21)	6:00.12 (17)	9:03.77 (18)	12:09.33 (19)	15:18.08 (19)	18:29.04 (19)	21:40.15 (19)	24:51.14 (18)	27:57.16 (17)	2:58.13 (10)
			2:59.08 (17)	3:03.65 (25)	3:05.56 (18)	3:08.75 (19)	3:10.96 (17)	3:11.11 (20)	3:10.99 (15)	3:06.02 (9)	
17	106	Mohamed KADI BOUCHAKOUR	ALG	3 Apr 99	30:59.67						
		2:52.03 (13)	5:46.70 (13)	8:44.67 (12)	11:46.00 (11)	14:54.53 (11)	18:07.67 (11)	21:18.01 (15)	24:36.31 (16)	27:52.42 (16)	3:07.25 (19)
			2:54.67 (13)	2:57.97 (9)	3:01.33 (12)	3:08.53 (16)	3:13.14 (23)	3:10.34 (18)	3:18.30 (24)	3:16.11 (21)	



RACE ANALYSIS
10,000 Metres Men - Final

PLACE	BIB	NAME	COUNTRY							DATE of BIRTH	RESULT
1000m	2000m	3000m	4000m	5000m	6000m	7000m	8000m	9000m			
18	131	Joshua TORLEY	AUS							30 Apr 99	31:09.94 SB
2:51.65 (10)	5:46.99 (14) 2:55.34 (14)	8:45.00 (13) 2:58.01 (11)	11:48.67 (13) 3:03.67 (15)	15:01.44 (12) 3:12.77 (25)	18:14.98 (17) 3:13.54 (24)	21:30.66 (17) 3:15.68 (23)	24:47.82 (17) 3:17.16 (21)	28:04.13 (18) 3:16.31 (22)	3:05.81 (17)		
19	335	Marios ANAGOSTOU	GRE							8 Oct 99	31:15.43
2:51.24 (7)	5:45.20 (11) 2:53.96 (11)	8:48.49 (14) 3:03.29 (20)	11:56.18 (15) 3:07.69 (26)	15:06.31 (16) 3:10.13 (22)	18:16.30 (18) 3:09.99 (16)	21:34.48 (18) 3:18.18 (25)	24:52.12 (19) 3:17.64 (22)	28:11.51 (19) 3:19.39 (24)	3:03.92 (14)		
20	470	Minho PARK	KOR							23 Jan 99	31:17.80
3:01.80 (26)	6:01.75 (25) 2:59.95 (22)	9:05.34 (26) 3:03.59 (24)	12:12.38 (25) 3:07.04 (22)	15:20.66 (24) 3:08.28 (15)	18:32.71 (23) 3:12.05 (19)	21:42.98 (20) 3:10.27 (17)	24:57.66 (21) 3:14.68 (18)	28:11.70 (20) 3:14.04 (17)	3:06.10 (18)		
21	514	Miguel SORIA	PER							9 Jan 99	31:20.34
3:01.57 (24)	6:02.07 (26) 3:00.50 (27)	9:04.77 (23) 3:02.70 (16)	12:11.38 (22) 3:06.61 (19)	15:20.22 (20) 3:08.84 (20)	18:32.45 (21) 3:12.23 (21)	21:43.34 (22) 3:10.89 (19)	24:57.43 (20) 3:14.09 (17)	28:12.11 (21) 3:14.68 (18)	3:08.23 (20)		
22	191	Max TUREK	CAN							5 Oct 99	31:30.07
3:00.48 (18)	6:00.87 (21) 3:00.39 (26)	9:04.56 (22) 3:03.69 (26)	12:11.35 (21) 3:06.79 (21)	15:20.42 (23) 3:09.07 (21)	18:32.48 (22) 3:12.06 (20)	21:45.04 (23) 3:12.56 (21)	25:02.14 (23) 3:17.10 (20)	28:21.28 (24) 3:19.14 (23)	3:08.79 (21)		
23	637	Bruno RODRIGUEZ	URU							20 Oct 99	31:31.01
3:01.18 (22)	6:00.73 (20) 2:59.55 (19)	9:03.50 (17) 3:02.77 (17)	12:10.13 (20) 3:06.63 (20)	15:20.26 (21) 3:10.13 (22)	18:32.86 (24) 3:12.60 (22)	21:43.09 (21) 3:10.23 (16)	24:59.37 (22) 3:16.28 (19)	28:15.44 (22) 3:16.07 (20)	3:15.57 (26)		
24	506	Christopher DRYDEN	NZL							17 May 99	31:36.03
3:00.38 (17)	6:00.38 (19) 3:00.00 (23)	9:04.42 (21) 3:04.04 (27)	12:11.85 (23) 3:07.43 (24)	15:20.38 (22) 3:08.53 (16)	18:32.23 (20) 3:11.85 (18)	21:47.62 (24) 3:15.39 (22)	25:05.53 (24) 3:17.91 (23)	28:20.55 (23) 3:15.02 (19)	3:15.48 (25)		
25	650	Will MERRITT	USA							13 Apr 99	31:58.71
3:00.69 (19)	6:01.33 (23) 3:00.64 (28)	9:04.91 (24) 3:03.58 (23)	12:12.16 (24) 3:07.25 (23)	15:23.84 (26) 3:11.68 (24)	18:42.64 (25) 3:18.80 (25)	22:01.34 (26) 3:18.70 (26)	25:24.26 (26) 3:22.92 (26)	28:48.10 (26) 3:23.84 (25)	3:10.61 (23)		
26	469	Jungwoo PARK	KOR							27 Mar 99	32:02.26
3:01.78 (25)	6:01.56 (24) 2:59.78 (20)	9:05.13 (25) 3:03.57 (22)	12:12.58 (26) 3:07.45 (25)	15:21.26 (25) 3:08.68 (18)	18:42.84 (26) 3:21.58 (27)	22:00.95 (25) 3:18.11 (24)	25:23.71 (25) 3:22.76 (25)	28:47.80 (25) 3:24.09 (26)	3:14.46 (24)		
27	533	Alexandre FIGUEIREDO	POR							4 Oct 99	32:38.02
3:02.04 (28)	6:02.42 (28) 3:00.38 (25)	9:05.62 (27) 3:03.20 (19)	12:15.27 (27) 3:09.65 (27)	15:32.56 (27) 3:17.29 (27)	18:55.00 (27) 3:22.44 (28)	22:24.24 (27) 3:29.24 (28)	25:51.30 (27) 3:27.06 (27)	29:15.66 (27) 3:24.36 (27)	3:22.36 (27)		
28	638	Matías RODRIGUEZ	URU							20 Oct 99	33:06.36
3:02.01 (27)	6:02.32 (27) 3:00.31 (24)	9:10.57 (28) 3:08.25 (28)	12:23.82 (28) 3:13.25 (28)	15:42.04 (28) 3:18.22 (28)	19:02.89 (28) 3:20.85 (26)	22:31.84 (28) 3:28.95 (27)	26:04.11 (28) 3:32.27 (28)	29:41.12 (28) 3:37.01 (28)	3:25.24 (28)		



SUMMARY



Long Jump Men - Qualification

With qualifying standard of 7.70 (Q) or at least the 12 best performers (q) advance to the Final

RECORDS	RESULT	NAME	COUNTRY	AGE	VENUE	DATE
World U20 Record WU20R	8.35	Sergey MORGUNOV	RUS	19	Cheboksary	20 Jun 2012
Championships Record CR	8.20	James STALLWORTH	USA	19	Plovdiv (Deveti Septemvri Stadium)	9 Aug 1990
World U20 Leading WU20L	8.12	Maikel Y. VIDAL	CUB	18	La Habana (CUB)	8 Jun 2018
Area U20 Record AU20R	National U20 Record NU20R	Personal Best PB	Season Best SB			

10 July 2018

RANK	PLACE	GROUP	BIB	NAME	COUNTRY	DATE of BIRTH	RESULT	WIND
1	1	A	1232	Yuki HASHIOKA	JPN	23 Jan 99	7.92	Q +1.1
2	1	B	1228	Wayne PINNOCK	JAM	24 Oct 00	7.76	Q +1.7
3	2	B	1236	Yugo SAKAI	JPN	1 May 99	7.69	q PB +2.0
4	3	B	1213	M SREESHANKAR	IND	27 Mar 99	7.68	q -0.3
5	2	A	1136	Keqi ZHOU	CHN	4 Feb 99	7.65	q w +3.1
6	4	B	634	Andriy AVRAMENKO	UKR	17 Mar 00	7.61	q +1.6
7	5	B	1295	Rayvon ALLEN	USA	14 Jun 99	7.58	q w +2.2
8	6	B	1254	Piotr TARKOWSKI	POL	10 Aug 99	7.58	q +0.2
9	3	A	1226	Shakwon COKE	JAM	7 Oct 99	7.55	q 0.0
10	4	A	1252	Bartosz GABKA	POL	27 May 99	7.51	q +0.1
11	5	A	1296	JuVaughn BLAKE	USA	30 Apr 99	7.49	q -1.1
12	7	B	1143	Maikel Y. VIDAL	CUB	6 Jan 00	7.42	q -0.5
13	6	A	1246	Sandro DIERGAARDT	NAM	99	7.41	w +2.4
14	8	B	1170	Enzo HODEBAR	FRA	17 May 99	7.39	+0.1
15	7	A	1141	Lester A. LESCAY	CUB	15 Oct 01	7.36	w +2.1
16	9	B	1135	Zhanfei ZHANG	CHN	22 Dec 99	7.34	+0.1
17	8	A	1209	Sathyanatan LOKESH	IND	21 Dec 99	7.31	+1.8
18	10	B	1187	Luka HERDEN	GER	9 Feb 00	7.29	0.0
19	9	A	354	Dominik PÁZMÁNDI	HUN	6 Apr 00	7.24	0.0
20	11	B	123	Benjamin SCHMIDTCHEN	AUS	9 Feb 00	7.19	-0.7
21	10	A	1124	Westley BERALDO	BRA	11 Mar 99	7.19	+0.3
22	11	A	1138	Marko CEKO	CRO	3 Aug 00	7.18	-1.2
23	12	A	1262	Andreas Samuel BUCSA	ROU	4 May 00	7.15	+1.1
24	13	A	1196	Alexios ARGYROPOULOS	GRE	4 Sep 00	7.14	+0.1
25	14	A	1244	Victor CASTRO	MEX	23 Jan 99	7.13	+0.1
26	12	B	1223	Denis RIGAMONTI	ITA	15 Nov 99	6.72	+2.0
		B	1249	Benjamin ARINZE	NGR	00	DNS	

ALL-TIME TOP LIST				SEASON TOP LIST			
RESULT	NAME	VENUE	DATE	RESULT	NAME	VENUE	2018
8.35	Sergey MORGUNOV (RUS)	Cheboksary	20 Jun 12	8.12	Maikel Y. VIDAL (CUB)	La Habana (CUB)	8 Jun
8.34	Randy WILLIAMS (USA)	München (Olympiastadion)	8 Sep 72	8.09	Yuki HASHIOKA (JPN)	Yamaguchi (JPN)	23 Jun
8.33	Maykel MASSÓ (CUB)	Madrid (Moratalaz)	14 Jul 17	8.07	Lester A. LESCAY (CUB)	La Habana (CUB)	8 Jun
8.31	Yuhao SHI (CHN)	Beijing	25 Jun 17	7.99	M SREESHANKAR (IND)	Patiala (IND)	6 Mar
8.30	Miltiadis TENTOGLOU (GRE)	Pátra (Pampeloponniakió)	18 Jun 17	7.96	Wayne PINNOCK (JAM)	Kingston (JAM)	23 Jun
8.28	Luis Alberto BUENO (CUB)	La Habana	16 Jul 88	7.92	Maykel MASSÓ (CUB)	Roma (ITA)	31 May
8.28	Juan Miguel ECHEVARRÍA (CUB)	Madrid (Moratalaz)	14 Jul 17	7.84	JuVaughn BLAKE (USA)	Tampa, FL (USA)	24 May
8.27	Eusebio CÁCERES (ESP)	Barcelona (Estadio Olímpico)	30 Jul 10	7.84	Hua-Yu WEN (TPE)	Taipei (TPE)	26 May
8.25	Jianan WANG (CHN)	Shanghai (SS)	17 May 15	7.78	Marko CEKO (CRO)	Zagreb (CRO)	23 May
8.24	Eric METCALF (USA)	Indianapolis, IN	6 Jun 86	7.75	Benjamin SCHMIDTCHEN (AUS)	Jämsä (FIN)	30 Jun
8.24	Vladimir OCHKAN (URS)	Leningrad	21 Jun 87				



RESULTS



Long Jump Men - Qualification

With qualifying standard of 7.70 (Q) or at least the 12 best performers (q) advance to the Final

RECORDS	RESULT	NAME	COUNTRY	AGE	VENUE	DATE
World U20 Record WU20R	8.35	Sergey MORGUNOV	RUS	19	Cheboksary	20 Jun 2012
Championships Record CR	8.20	James STALLWORTH	USA	19	Plovdiv (Deveti Septemvri Stadium)	9 Aug 1990
World U20 Leading WU20L	8.12	Maikel Y. VIDAL	CUB	18	La Habana (CUB)	8 Jun 2018
Area U20 Record AU20R	National U20 Record NU20R			Personal Best PB	Season Best SB	

Group A

10 July 2018 11:20 START TIME 20° C 60%
TEMPERATURE HUMIDITY
12:09 END TIME 21° C 53%

PLACE	BIB	NAME	COUNTRY	DATE of BIRTH	ORDER	RESULT	1	2	3
1	1232	Yuki HASHIOKA	JPN	23 Jan 99	12	7.92 Q +1.1	7.35 +1.2	7.92 +1.1	
2	1136	Keqi ZHOU	CHN	4 Feb 99	8	7.65 q +3.1	X 0.0	7.65 w +3.1	X +0.2
3	1226	Shakwon COKE	JAM	7 Oct 99	6	7.55 q 0.0	X -0.3	7.51 w +2.8	7.55 0.0
4	1252	Bartosz GABKA	POL	27 May 99	14	7.51 q +0.1	7.06 -0.8	7.06 +0.6	7.51 +0.1
5	1296	JuVaughn BLAKE	USA	30 Apr 99	2	7.49 q -1.1	X +2.4	7.49 -1.1	7.10 +0.4
6	1246	Sandro DIERGAARDT	NAM	99	11	7.41 +2.4	7.22 +1.6	7.41 w +2.4	7.22 +0.2
7	1141	Lester A. LESCAY	CUB	15 Oct 01	5	7.36 +2.1	X +1.3	7.36 w +2.1	X -0.1
8	1209	Sathyanatan LOKESH	IND	21 Dec 99	1	7.31 +1.8	7.31 +1.8	7.22 -0.6	X
9	354	Dominik PÁZMÁNDI	HUN	6 Apr 00	7	7.24 0.0	7.17 +0.7	7.24	X 0.0
10	1124	Wesley BERALDO	BRA	11 Mar 99	3	7.19 +0.3	X +3.7	6.94 -1.1	7.19 +0.3
11	1138	Marko CEKO	CRO	3 Aug 00	13	7.18 -1.2	X -1.5	7.17 +1.6	7.18 -1.2
12	1262	Andreas Samuel BUCSA	ROU	4 May 00	10	7.15 +1.1	X +0.2	X +2.0	7.15 +1.1
13	1196	Alexios ARGYROPOULOS	GRE	4 Sep 00	9	7.14 +0.1	6.75 +0.1	7.14 +0.1	7.13 -0.3
14	1244	Victor CASTRO	MEX	23 Jan 99	4	7.13 +0.1	6.78 -1.4	7.13 +0.1	X +0.3



RESULTS
Long Jump Men - Qualification

Group B

10 July 2018 11:20 START TIME 20° C TEMPERATURE 60 % HUMIDITY
12:16 END TIME 21° C 53 %

PLACE	BIB	NAME	COUNTRY	DATE of BIRTH	ORDER	RESULT	1	2	3
1	1228	Wayne PINNOCK	JAM	24 Oct 00	5	7.76 Q +1.7	7.76 +1.7		
2	1236	Yugo SAKAI	JPN	1 May 99	2	7.69 q PB +2.0	7.69 +2.0	7.43 -1.5	7.49 +0.1
3	1213	M SREESHANKAR	IND	27 Mar 99	13	7.68 q -0.3	7.60 -2.1	7.56 -0.2	7.68 -0.3
4	634	Andriy AVRAMENKO	UKR	17 Mar 00	8	7.61 q +1.6	7.57 +1.6	7.61 +1.6	7.35 +0.1
5	1295	Rayvon ALLEN	USA	14 Jun 99	9	7.58 q +2.2	7.36 +1.3	7.58 w +2.2	X +1.1
6	1254	Piotr TARKOWSKI	POL	10 Aug 99	12	7.58 q +0.2	X +1.9	X +0.6	7.58 +0.2
7	1143	Maikel Y. VIDAL	CUB	6 Jan 00	10	7.42 q -0.5	7.30 +1.0	X +2.4	7.42 -0.5
8	1170	Enzo HODEBAR	FRA	17 May 99	3	7.39 +0.1	X +2.3	7.01 -1.3	7.39 +0.1
9	1135	Zhanfei ZHANG	CHN	22 Dec 99	11	7.34 +0.1	7.34 +0.1	X +0.6	X -0.3
10	1187	Luka HERDEN	GER	9 Feb 00	1	7.29 0.0	X +1.8	7.10 -0.9	7.29
11	123	Benjamin SCHMIDTCHEN	AUS	9 Feb 00	6	7.19 -0.7	7.19 -0.7	6.95 +0.9	7.17 -1.1
12	1223	Denis RIGAMONTI	ITA	15 Nov 99	7	6.72 +2.0	X +0.3	6.72 +2.0	6.43 +0.3
	1249	Benjamin ARINZE	NGR	00	4	DNS			

ALL-TIME TOP LIST

RESULT	NAME	VENUE	DATE
8.35	Serqey MORGUNOV (RUS)	Cheboksary	20 Jun 12
8.34	Randy WILLIAMS (USA)	München (Olympiastadion)	8 Sep 72
8.33	Maykel MASSÓ (CUB)	Madrid (Moratalaz)	14 Jul 17
8.31	Yuhao SHI (CHN)	Beijing	25 Jun 17
8.30	Miltiadis TENTOGLOU (GRE)	Pátra (Pampeloponnisiakó)	18 Jun 17
8.28	Luis Alberto BUENO (CUB)	La Habana	16 Jul 88
8.28	Juan Miquel ECHEVARRÍA (CUB)	Madrid (Moratalaz)	14 Jul 17
8.27	Eusebio CÁCERES (ESP)	Barcelona (Estadio Olímpico)	30 Jul 10
8.25	Jianan WANG (CHN)	Shanghai (SS)	17 May 15
8.24	Eric METCALF (USA)	Indianapolis, IN	6 Jun 86
8.24	Vladimir OCHKAN (URS)	Leningrad	21 Jun 87

SEASON TOP LIST

RESULT	NAME	VENUE	2018
8.12	Maikel Y. VIDAL (CUB)	La Habana (CUB)	8 Jun
8.09	Yuki HASHIOKA (JPN)	Yamaguchi (JPN)	23 Jun
8.07	Lester A. LESDAY (CUB)	La Habana (CUB)	8 Jun
7.99	M SREESHANKAR (IND)	Patiala (IND)	6 Mar
7.96	Wayne PINNOCK (JAM)	Kingston (JAM)	23 Jun
7.92	Maykel MASSÓ (CUB)	Roma (ITA)	31 May
7.84	JuVaughn BLAKE (USA)	Tampa, FL (USA)	24 May
7.84	Hua-Yu WEN (TPE)	Taipei (TPE)	26 May
7.78	Marko CEKO (CRO)	Zagreb (CRO)	23 May
7.75	Benjamin SCHMIDTCHEN (AUS)	Jämsä (FIN)	30 Jun



RESULTS



Shot Put (6kg) Men - Final

RECORDS	RESULT	NAME	COUNTRY	AGE	VENUE	DATE		
World U20 Record	WU20R	23.00	Jacko GILL	NZL	19	Auckland (North Shore) 18 Aug 2013		
Championships Record	CR	22.30	Andrei TOADER	ROU	19	Bydgoszcz (Stadion Zawisza) 19 Jul 2016		
World U20 Leading	WU20L	22.07	Kyle BLIGNAUT	RSA	19	Tampere 10 Jul 2018		
Area U20 Record	AU20R		National U20 Record	NU20R	Personal Best	PB	Season Best	SB

10 July 2018 18:10 START TIME 23° C 44 %
 TEMPERATURE HUMIDITY
 19:16 END TIME 23° C 44 %

PLACE	BIB	NAME	COUNTRY	DATE of BIRTH	ORDER	RESULT	1	2	3	ORDER	4	5	6	
1	1267	Kyle BLIGNAUT	RSA	9 Nov 99	11	22.07	WU20L	20.89	21.12	20.87	8	20.61	22.07	21.18
2	1309	Adrian PIPERI	USA	20 Jan 99	5	22.06	AU20R	20.73	20.83	21.01	6	20.89	22.06	21.58
3	1200	Odysseas MOUZENIDIS	GRE	30 Jun 99	6	21.07	NU20R	X	20.59	21.07	7	20.84	X	X
4	1120	Dzmitry KARPUK	BLR	5 Nov 99	1	20.84		19.01	20.84	20.20	5	X	X	X
5	1123	Aleh TAMASHEVICH	BLR	31 May 00	7	20.37	PB	20.37	X	X	4	19.09	19.93	X
6	1312	Jordan WEST	USA	27 Jun 99	10	19.86		19.86	19.69	X	3	X	X	X
7	1105	Aiden HARVEY	AUS	16 Apr 99	2	19.85	PB	18.17	19.48	19.08	2	19.17	19.13	19.85
8	1250	Ryan BALLANTYNE	NZL	8 Jan 99	8	19.39		18.89	19.39	X	1	19.25	X	X
9	1290	Artem LEVCHENKO	UKR	3 Sep 99	12	19.24	PB	19.24	X	18.97				
10	1161	Eero AHOLA	FIN	15 Jan 99	3	19.23		19.23	18.85	18.85				
11	1107	Alexander KOLESNIKOFF	AUS	30 Sep 00	9	18.28		18.17	18.28	X				
12	1114	Triston GIBBONS	BAR	1 Jan 99	4	18.02		X	17.71	18.02				

ALL-TIME TOP LIST				SEASON TOP LIST			
RESULT	NAME	VENUE	DATE	RESULT	NAME	VENUE	2018
23.00	Jacko GILL (NZL)	Auckland (North Shore)	18 Aug 13	22.07	Kyle BLIGNAUT (RSA)	Tampere	10 Jul
22.94	Konrad BUKOWIECKI (POL)	Bojanowo	1 May 16	22.06	Adrian PIPERI (USA)	Tampere	10 Jul
22.73	David STORL (GER)	Osterode (Jahnstadion)	14 Jul 09	21.44	Dzmitry KARPUK (BLR)	Brest (BLR)	28 Apr
22.30	Andrei TOADER (ROU)	Bydgoszcz (Stadion Zawisza)	19 Jul 16	21.16	Jordan WEST (USA)	Bloomington, IN (USA)	16 Jun
22.07	Kyle BLIGNAUT (RSA)	Tampere	10 Jul 18	21.07	Odysseas MOUZENIDIS (GRE)	Tampere	10 Jul
22.06	Adrian PIPERI (USA)	Tampere	10 Jul 18	20.74	Valentin MOLL (GER)	Halle (GER)	26 May
22.02	Jordan GEIST (USA)	Trujillo, PER	23 Jul 17	20.37	Aleh TAMASHEVICH (BLR)	Tampere	10 Jul
21.96	Edis ELKASEVIC (CRO)	Zagreb	29 Jun 02	20.14	John MEYER (USA)	Bloomington, IN (USA)	16 Jun
21.90	John MAURINS (USA)	Eugene (Hayward Field), OR	26 Jun 15	19.92	Ryan BALLANTYNE (NZL)	Sydney (AUS)	16 Mar
21.79	Mostafa Amr HASSAN (EGY)	Al-Qâhirah	23 Apr 14	19.85	Eero AHOLA (FIN)	Kokemäki (FIN)	28 Jun
				19.85	Aiden HARVEY (AUS)	Tampere	10 Jul



SUMMARY



Shot Put (6kg) Men - Qualification

With qualifying standard of 19.60 (Q) or at least the 12 best performers (q) advance to the Final

RECORDS	RESULT	NAME	COUNTRY	AGE	VENUE	DATE
World U20 Record WU20R	23.00	Jacko GILL	NZL	19	Auckland (North Shore)	18 Aug 2013
Championships Record CR	22.30	Andrei TOADER	ROU	19	Bydgoszcz (Stadion Zawisza)	19 Jul 2016
World U20 Leading WU20L	21.65	Kyle BLIGNAUT	RSA	19	Boksburg (RSA)	28 Apr 2018
Area U20 Record AU20R	National U20 Record NU20R		Personal Best PB		Season Best SB	

10 July 2018

RANK	PLACE	GROUP	BIB	NAME	COUNTRY	DATE of BIRTH	RESULT	
1	1	A	1309	Adrian PIPERI	USA	20 Jan 99	21.42	Q
2	2	A	1200	Odysseas MOUZENIDIS	GRE	30 Jun 99	20.36	Q
3	1	B	1123	Aleh TAMASHEVICH	BLR	31 May 00	20.16	Q PB
4	3	A	1120	Dzmitry KARPUK	BLR	5 Nov 99	19.66	Q
5	2	B	1267	Kyle BLIGNAUT	RSA	9 Nov 99	19.60	Q
6	4	A	1114	Triston GIBBONS	BAR	1 Jan 99	19.44	q
7	3	B	1105	Aiden HARVEY	AUS	16 Apr 99	19.39	q
8	4	B	1312	Jordan WEST	USA	27 Jun 99	19.20	q
9	5	A	1250	Ryan BALLANTYNE	NZL	8 Jan 99	19.03	q
10	5	B	1161	Eero AHOLA	FIN	15 Jan 99	19.02	q
11	6	A	1107	Alexander KOLESNIKOFF	AUS	30 Sep 00	18.93	q
12	7	A	1290	Artem LEVCHENKO	UKR	3 Sep 99	18.91	q PB
13	6	B	1192	Valentin MOLL	GER	21 Jun 99	18.89	
14	8	A	1206	Ashish BHOLOTHIA	IND	11 Nov 99	18.62	PB
15	9	A	1281	Alperen KARAHAN	TUR	27 Oct 00	18.51	
16	7	B	1198	Iason MACHAIRAS	GRE	17 Nov 00	18.27	
17	10	A	1148	Tadeáš PROCHÁZKA	CZE	30 Jul 99	18.17	
18	8	B	1274	Bogdan ZDRAVKOVIC	SRB	27 Mar 99	17.98	
19	11	A	1194	Timo NORTHOFF	GER	18 Jan 00	17.84	
20	12	A	1276	Adrián BARAN	SVK	14 Dec 99	17.81	
21	9	B	1117	Nermin ŠITKOVAC	BIH	14 Sep 00	17.62	
22	10	B	1173	Fred MOUDANI-LIKIBI	FRA	10 May 99	17.23	
23	11	B	1240	Jinseong YEO	KOR	14 May 99	17.05	
24	13	A	1222	Alessandro PACE	ITA	13 Jul 99	16.95	
25	12	B	1153	Motaz Mohamed Elsaid EL GOHARY	EGY	7 Dec 00	16.83	
26	13	B	1251	Nick PALMER	NZL	12 Jun 00	16.82	

ALL-TIME TOP LIST

RESULT	NAME	VENUE	DATE
23.00	Jacko GILL (NZL)	Auckland (North Shore)	18 Aug 13
22.94	Konrad BUKOWIECKI (POL)	Bojanowo	1 May 16
22.73	David STORL (GER)	Osterode (Jahnstadion)	14 Jul 09
22.30	Andrei TOADER (ROU)	Bydgoszcz (Stadion Zawisza)	19 Jul 16
22.02	Jordan GEIST (USA)	Trujillo, PER	23 Jul 17
21.96	Edis ELKASEVIC (CRO)	Zagreb	29 Jun 02
21.90	John MAURINS (USA)	Eugene (Hayward Field), OR	26 Jun 15
21.79	Mostafa Amr HASSAN (EGY)	Al-Qâhirah	23 Apr 14
21.78	Krzysztof BRZOWSKI (POL)	celona (Estadio Olímpico)	11 Jul 12
21.68	Marin PREMERU (CRO)	Rijeka	19 May 09

SEASON TOP LIST

RESULT	NAME	VENUE	2018
21.65	Kyle BLIGNAUT (RSA)	Boksburg (RSA)	28 Apr
21.50	Adrian PIPERI (USA)	Bloomington, IN (USA)	16 Jun
21.44	Dzmitry KARPUK (BLR)	Brest (BLR)	28 Apr
21.16	Jordan WEST (USA)	Bloomington, IN (USA)	16 Jun
20.74	Valentin MOLL (GER)	Halle (GER)	26 May
20.70	Odysseas MOUZENIDIS (GRE)	Trikala (GRE)	16 Jun
20.16	Aleh TAMASHEVICH (BLR)	Tampere	10 Jul
20.14	John MEYER (USA)	Bloomington, IN (USA)	16 Jun
19.92	Ryan BALLANTYNE (NZL)	Sydney (AUS)	16 Mar
19.85	Eero AHOLA (FIN)	Kokemäki (FIN)	28 Jun



RESULTS



Shot Put (6kg) Men - Qualification

With qualifying standard of 19.60 (Q) or at least the 12 best performers (q) advance to the Final

RECORDS	RESULT	NAME	COUNTRY	AGE	VENUE	DATE	
World U20 Record	WU20R	23.00	Jacko GILL	NZL	19	Auckland (North Shore) 18 Aug 2013	
Championships Record	CR	22.30	Andrei TOADER	ROU	19	Bydgoszcz (Stadion Zawisza) 19 Jul 2016	
World U20 Leading	WU20L	21.65	Kyle BLIGNAUT	RSA	19	Boksburg (RSA) 28 Apr 2018	
Area U20 Record	AU20R	National U20 Record	NU20R	Personal Best	PB	Season Best	SB

Group A

10 July 2018 09:11 START TIME 19° C TEMPERATURE 60 % HUMIDITY
09:45 END TIME 19° C 60 %

PLACE	BIB	NAME	COUNTRY	DATE OF BIRTH	ORDER	RESULT	1	2	3
1	1309	Adrian PIPERI	USA	20 Jan 99	8	21.42 Q	21.42		
2	1200	Odysseas MOUZENIDIS	GRE	30 Jun 99	10	20.36 Q	20.36		
3	1120	Dzmitry KARPUK	BLR	5 Nov 99	5	19.66 Q	19.66		
4	1114	Triston GIBBONS	BAR	1 Jan 99	13	19.44 q	18.34	19.44	X
5	1250	Ryan BALLANTYNE	NZL	8 Jan 99	12	19.03 q	18.62	18.61	19.03
6	1107	Alexander KOLESNIKOFF	AUS	30 Sep 00	7	18.93 q	18.89	18.93	X
7	1290	Artem LEVCHENKO	UKR	3 Sep 99	4	18.91 q PB	18.54	18.91	18.48
8	1206	Ashish BHOLOTHIA	IND	11 Nov 99	9	18.62 PB	16.94	X	18.62
9	1281	Alperen KARAHAN	TUR	27 Oct 00	1	18.51	18.51	18.48	X
10	1148	Tadeáš PROCHÁZKA	CZE	30 Jul 99	3	18.17	18.17	18.10	17.24
11	1194	Timo NORTHOFF	GER	18 Jan 00	6	17.84	X	17.07	17.84
12	1276	Adrián BARAN	SVK	14 Dec 99	11	17.81	17.73	17.41	17.81
13	1222	Alessandro PACE	ITA	13 Jul 99	2	16.95	16.72	16.70	16.95

Group B

10 July 2018 10:25 START TIME 20° C TEMPERATURE 56 % HUMIDITY
10:57 END TIME 20° C 60 %

PLACE	BIB	NAME	COUNTRY	DATE OF BIRTH	ORDER	RESULT	1	2	3
1	1123	Aleh TAMASHEVICH	BLR	31 May 00	8	20.16 Q PB	20.16		
2	1267	Kyle BLIGNAUT	RSA	9 Nov 99	1	19.60 Q	19.60		
3	1105	Aiden HARVEY	AUS	16 Apr 99	6	19.39 q	18.34	19.39	19.22
4	1312	Jordan WEST	USA	27 Jun 99	4	19.20 q	18.75	19.19	19.20
5	1161	Eero AHOLA	FIN	15 Jan 99	3	19.02 q	18.93	18.71	19.02
6	1192	Valentin MOLL	GER	21 Jun 99	2	18.89	X	18.89	18.45
7	1198	Iason MACHAIRAS	GRE	17 Nov 00	9	18.27	18.27	X	X
8	1274	Bogdan ZDRAVKOVIC	SRB	27 Mar 99	11	17.98	17.98	17.05	X
9	1117	Nermin ŠITKOVAC	BIH	14 Sep 00	5	17.62	17.17	17.36	17.62
10	1173	Fred MOUDANI-LIKIBI	FRA	10 May 99	7	17.23	17.23	17.21	16.98
11	1240	Jinseong YEO	KOR	14 May 99	13	17.05	X	X	17.05
12	1153	Motaz Mohamed Elsaid EL GOH	EGY	7 Dec 00	12	16.83	16.62	16.83	16.57
13	1251	Nick PALMER	NZL	12 Jun 00	10	16.82	X	X	16.82

ALL-TIME TOP LIST				SEASON TOP LIST			
RESULT	NAME	VENUE	DATE	RESULT	NAME	VENUE	2018
23.00	Jacko GILL (NZL)	Auckland (North Shore)	18 Aug 13	21.65	Kyle BLIGNAUT (RSA)	Boksburg (RSA)	28 Apr
22.94	Konrad BUKOWIECKI (POL)	Bojanowo	1 May 16	21.50	Adrian PIPERI (USA)	Bloomington, IN (USA)	16 Jun
22.73	David STORL (GER)	Osterode (Jahnstadion)	14 Jul 09	21.44	Dzmitry KARPUK (BLR)	Brest (BLR)	28 Apr
22.30	Andrei TOADER (ROU)	Bydgoszcz (Stadion Zawisza)	19 Jul 16	21.16	Jordan WEST (USA)	Bloomington, IN (USA)	16 Jun
22.02	Jordan GEIST (USA)	Trujillo, PER	23 Jul 17	20.74	Valentin MOLL (GER)	Halle (GER)	26 May
21.96	Edis ELKASEVIC (CRO)	Zagreb	29 Jun 02	20.70	Odysseas MOUZENIDIS (GRE)	Trikala (GRE)	16 Jun
21.90	John MAURINS (USA)	Eugene (Hayward Field), OR	26 Jun 15	20.16	Aleh TAMASHEVICH (BLR)	Tampere	10 Jul
21.79	Mostafa Amr HASSAN (EGY)	Al-Qāhirah	23 Apr 14	20.14	John MEYER (USA)	Bloomington, IN (USA)	16 Jun
21.78	Krzysztof BRZOWSKI (POL)	celona (Estadio Olímpico)	11 Jul 12	19.92	Ryan BALLANTYNE (NZL)	Sydney (AUS)	16 Mar
21.68	Marin PREMERU (CRO)	Rijeka	19 May 09	19.85	Eero AHOLA (FIN)	Kokemäki (FIN)	28 Jun



SUMMARY



100 Metres Men - Decathlon U20

RECORDS	RESULT	NAME	COUNTRY	AGE	VENUE	DATE	
World Dec. U20 Best	WD20B	10.51	Ashley MOLONEY	AUS	18	Tampere 10 Jul 2018	
Champ. Decathlon Best	CDB	10.51	Ashley MOLONEY	AUS	18	Tampere 10 Jul 2018	
Area U20 Record	AU20R	National U20 Record	NU20R	Personal Best	PB	Season Best	SB

10 July 2018

RANK	PLACE	HEAT	LANE	BIB	NAME	COUNTRY	DATE of BIRTH	RESULT	WIND	POINTS	TOTAL
1	1	2	2	118	Ashley MOLONEY	AUS	13 Mar 00	10.51	WD20B -0.3	973	973
2	2	2	8	537	Ayden OWENS	PUR	28 May 00	10.67	PB -0.3	935	935
3	3	2	5	283	Makenson GLETTY	FRA	2 Apr 99	10.82	SB -0.3	901	901
4	4	2	6	117	Gary HAASBROEK	AUS	15 Mar 99	10.92	-0.3	878	878
5	5	2	4	576	Finley GAIO	SUI	15 Apr 99	10.97 (.962)	-0.3	867	867
6	6	2	3	643	Kyle GARLAND	USA	28 May 00	10.97 (.968)	-0.3	867	867
7	7	2	7	109	Stepan KEKIN	ANA	13 Nov 00	11.06	-0.3	847	847
8	1	1	2	334	Manuel WAGNER	GER	8 Mar 99	11.08 (.077)	-0.3	843	843
9	2	1	6	278	Steven FAUVEL-CLINCH	FRA	10 Apr 00	11.08 (.080)	SB -0.3	843	843
10	3	1	5	575	Simon EHAMMER	SUI	7 Feb 00	11.14	-0.3	830	830
11	4	1	7	532	Manuel DIAS	POR	28 Feb 99	11.23	-0.3	810	810
12	5	1	3	314	Andreas BECHMANN	GER	28 Sep 99	11.30	-0.3	795	795
13	6	1	8	133	Leon OKAFOR	AUT	24 Dec 99	11.41 (.404)	-0.3	771	771
14	7	1	4	275	Juuso TOIVONEN	FIN	9 Mar 00	11.41 (.407)	-0.3	771	771



RESULTS



100 Metres Men - Decathlon U20

RECORDS	RESULT	NAME	COUNTRY	AGE	VENUE	DATE	
World Dec. U20 Best	WD20B	10.51	Ashley MOLONEY	AUS	18	Tampere 10 Jul 2018	
Champ. Decathlon Best	CDB	10.51	Ashley MOLONEY	AUS	18	Tampere 10 Jul 2018	
Area U20 Record	AU20R	National U20 Record	NU20R	Personal Best	PB	Season Best	SB

Heat 1 **2** **10 July 2018 09:06** START TIME **19° C** TEMPERATURE **60 %** HUMIDITY **-0.3 m/s** WIND

PLACE	BIB	NAME	COUNTRY	DATE OF BIRTH	LANE	RESULT	REACTION	Fn	POINTS	TOTAL
1	334	Manuel WAGNER	GER	8 Mar 99	2	11.08 (.077)	0.162		843	843
2	278	Steven FAUVEL-CLINCH	FRA	10 Apr 00	6	11.08 (.080)	0.159	SB	843	843
3	575	Simon EHAMMER	SUI	7 Feb 00	5	11.14	0.168		830	830
4	532	Manuel DIAS	POR	28 Feb 99	7	11.23	0.173		810	810
5	314	Andreas BECHMANN	GER	28 Sep 99	3	11.30	0.164		795	795
6	133	Leon OKAFOR	AUT	24 Dec 99	8	11.41 (.404)	0.172		771	771
7	275	Juuso TOIVONEN	FIN	9 Mar 00	4	11.41 (.407)	0.177		771	771

Heat 2 **2** **10 July 2018 09:14** START TIME **19° C** TEMPERATURE **60 %** HUMIDITY **-0.3 m/s** WIND

PLACE	BIB	NAME	COUNTRY	DATE OF BIRTH	LANE	RESULT	REACTION	Fn	POINTS	TOTAL
1	118	Ashley MOLONEY	AUS	13 Mar 00	2	10.51	0.165	WD20B	973	973
2	537	Ayden OWENS	PUR	28 May 00	8	10.67	0.181	PB	935	935
3	283	Makenson GLETTY	FRA	2 Apr 99	5	10.82	0.185	SB	901	901
4	117	Gary HAASBROEK	AUS	15 Mar 99	6	10.92	0.160		878	878
5	576	Finley GAIO	SUI	15 Apr 99	4	10.97 (.962)	0.147		867	867
6	643	Kyle GARLAND	USA	28 May 00	3	10.97 (.968)	0.156		867	867
7	109	Stepan KEKIN	ANA	13 Nov 00	7	11.06	0.206		847	847




DECATHLON U20 SUMMARY AFTER 1 EVENT

RECORDS	RESULT	NAME	COUNTRY	AGE	VENUE	DATE
World U20 Record WU20R * ¹	8435	Niklas KAUL	GER	19	Grosseto (Stadio Zecchini)	23 Jul 2017
Championships Record CR	8162	Niklas KAUL	GER	18	Bydgoszcz (Stadion Zawisza)	20 Jul 2016
World U20 Leading WU20L	7817	Stepan KEKIN	ANA	18	Adler (RUS)	21 May 2018

*¹ = Pending ratification

10-11 July 2018



PLACE	BIB	NAME	COUNTRY	POINTS	POINTS BEHIND LEADER	100 Metres	Long Jump	Shot Put (6kg)	High Jump	400 Metres	110m Hurdles	Discus Throw	Pole Vault	Javelin Throw	1500 Metres
1	118	Ashley MOLONEY	AUS	973		10.51 (-0.3)									
2	537	Ayden OWENS	PUR	935	-38	10.67 (-0.3)									
3	283	Makenson GLETTY	FRA	901	-72	10.82 (-0.3)									
4	117	Gary HAASBROEK	AUS	878	-95	10.92 (-0.3)									
5	576	Finley GAIO	SUI	867	-106	10.97 (-0.3)									
5	643	Kyle GARLAND	USA	867	-106	10.97 (-0.3)									
7	109	Stepan KEKIN	ANA	847	-126	11.06 (-0.3)									
8	334	Manuel WAGNER	GER	843	-130	11.08 (-0.3)									
8	278	Steven FAUVEL-CLINCH	FRA	843	-130	11.08 (-0.3)									
10	575	Simon EHAMMER	SUI	830	-143	11.14 (-0.3)									
11	532	Manuel DIAS	POR	810	-163	11.23 (-0.3)									
12	314	Andreas BECHMANN	GER	795	-178	11.30 (-0.3)									
13	275	Juuso TOIVONEN	FIN	771	-202	11.41 (-0.3)									
13	133	Leon OKAFOR	AUT	771	-202	11.41 (-0.3)									



SUMMARY



Long Jump Men - Decathlon U20

RECORDS	RESULT	NAME	COUNTRY	AGE	VENUE	DATE	
World Dec. U20 Best	WD20B	7.74 Cedric DUBLER	AUS	19	Eugene (Hayward Field), OR	22 Jul 2014	
Champ. Decathlon Best	CDB	7.74 Cedric DUBLER	AUS	19	Eugene (Hayward Field), OR	22 Jul 2014	
Area U20 Record	AU20R	National U20 Record	NU20R	Personal Best	PB	Season Best	SB

10 July 2018

RANK	PLACE	GROUP	BIB	NAME	COUNTRY	DATE of BIRTH	RESULT	WIND	POINTS	TOTAL
1	1	A	575	Simon EHAMMER	SUI	7 Feb 00	7.45	PB 0.0	922	1752
2	2	A	576	Finley GAIO	SUI	15 Apr 99	7.28	PB +0.2	881	1748
3	3	A	117	Gary HAASBROEK	AUS	15 Mar 99	7.26	+0.3	876	1754
4	4	A	118	Ashley MOLONEY	AUS	13 Mar 00	7.06	+1.1	828	1801
5	1	B	283	Makenson GLETTY	FRA	2 Apr 99	6.98	SB -1.3	809	1710
6	2	B	537	Ayden OWENS	PUR	28 May 00	6.94	+0.7	799	1734
7	3	B	532	Manuel DIAS	POR	28 Feb 99	6.93	PB 0.0	797	1607
8	5	A	278	Steven FAUVEL-CLINCH	FRA	10 Apr 00	6.91	0.0	792	1635
9	6	A	109	Stepan KEKIN	ANA	13 Nov 00	6.90	0.0	790	1637
10	7	A	314	Andreas BECHMANN	GER	28 Sep 99	6.81	-0.4	769	1564
11	4	B	334	Manuel WAGNER	GER	8 Mar 99	6.81	-1.0	769	1612
12	5	B	275	Juuso TOIVONEN	FIN	9 Mar 00	6.66	-1.4	734	1505
13	6	B	133	Leon OKAFOR	AUT	24 Dec 99	6.62	w +2.5	725	1496
14	7	B	643	Kyle GARLAND	USA	28 May 00	6.40	-1.0	675	1542



RESULTS



Long Jump Men - Decathlon U20

RECORDS	RESULT	NAME	COUNTRY	AGE	VENUE	DATE	
World Dec. U20 Best	WD20B	7.74 Cedric DUBLER	AUS	19	Eugene (Hayward Field), OR	22 Jul 2014	
Champ. Decathlon Best	CDB	7.74 Cedric DUBLER	AUS	19	Eugene (Hayward Field), OR	22 Jul 2014	
Area U20 Record	AU20R	National U20 Record	NU20R	Personal Best	PB	Season Best	SB

Group A		10 July 2018		09:50	START TIME	19° C	60 %				POINTS	TOTAL
						TEMPERATURE	HUMIDITY					
						20° C	56 %					
						10:16	END TIME					
PLACE	BIB	NAME	COUNTRY	DATE of BIRTH	ORDER	RESULT	1	2	3	POINTS	TOTAL	
1	575	Simon EHAMMER	SUI	7 Feb 00	3	7.45 0.0	PB 6.99 -0.1	7.05 -1.0	7.45 0.0	922	1752	
2	576	Finley GAIO	SUI	15 Apr 99	6	7.28 +0.2	PB 7.28 +0.2	7.02 -0.2	7.18 +0.3	881	1748	
3	117	Gary HAASBROEK	AUS	15 Mar 99	7	7.26 +0.3	7.26 +0.3	7.24 +1.1	7.13 -0.7	876	1754	
4	118	Ashley MOLONEY	AUS	13 Mar 00	2	7.06 +1.1	X	X +0.4	7.06 +1.1	828	1801	
5	278	Steven FAUVEL-CLINCH	FRA	10 Apr 00	4	6.91 0.0	6.86 +0.3	X -1.6	6.91 0.0	792	1635	
6	109	Stepan KEKIN	ANA	13 Nov 00	1	6.90 0.0	X	6.66 -0.7	6.90	790	1637	
7	314	Andreas BECHMANN	GER	28 Sep 99	5	6.81 -0.4	6.53 -0.3	6.81 -0.4	6.78 -1.0	769	1564	

Group B		10 July 2018		09:50	START TIME	19° C	60 %				POINTS	TOTAL
						TEMPERATURE	HUMIDITY					
						20° C	56 %					
						10:20	END TIME					
PLACE	BIB	NAME	COUNTRY	DATE of BIRTH	ORDER	RESULT	1	2	3	POINTS	TOTAL	
1	283	Makenson GLETTY	FRA	2 Apr 99	3	6.98 -1.3	SB 6.87 +0.1	6.94 +1.9	6.98 -1.3	809	1710	
2	537	Ayden OWENS	PUR	28 May 00	6	6.94 +0.7	6.59 +0.1	6.94 +0.7	6.91 -0.1	799	1734	
3	532	Manuel DIAS	POR	28 Feb 99	1	6.93 0.0	PB 6.93	6.86 -1.1	X +0.4	797	1607	
4	334	Manuel WAGNER	GER	8 Mar 99	7	6.81 -1.0	6.81 -1.0	X 0.0	6.72 +0.4	769	1612	
5	275	Juuso TOIVONEN	FIN	9 Mar 00	4	6.66 -1.4	X +0.1	X +2.0	6.66 -1.4	734	1505	
6	133	Leon OKAFOR	AUT	24 Dec 99	5	6.62 +2.5	6.47 +0.5	6.62 w +2.5	6.55 -0.6	725	1496	
7	643	Kyle GARLAND	USA	28 May 00	2	6.40 -1.0	X 0.0	6.40 -1.0	X -2.1	675	1542	

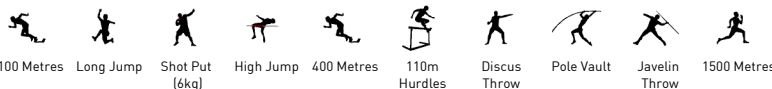


DECATHLON U20 SUMMARY AFTER 2 EVENTS

RECORDS	RESULT	NAME	COUNTRY	AGE	VENUE	DATE
World U20 Record WU20R *	8435	Niklas KAUL	GER	19	Grosseto (Stadio Zecchini)	23 Jul 2017
Championships Record CR	8162	Niklas KAUL	GER	18	Bydgoszcz (Stadion Zawisza)	20 Jul 2016
World U20 Leading WU20L	7817	Stepan KEKIN	ANA	18	Adler (RUS)	21 May 2018

*1 = Pending ratification

10-11 July 2018



PLACE	BIB	NAME	COUNTRY	POINTS	POINTS BEHIND LEADER	100 Metres	Long Jump	Shot Put (6kg)	High Jump	400 Metres	110m Hurdles	Discus Throw	Pole Vault	Javelin Throw	1500 Metres	
1	118	Ashley MOLONEY	AUS	1801		10.51 (-0.3) 973 (1)	7.06 (+1.1) 828 (4)									1801 (1)
2	117	Gary HAASBROEK	AUS	1754	-47	10.92 (-0.3) 878 (4)	7.26 (+0.3) 876 (3)									1754 (2)
3	575	Simon EHAMMER	SUI	1752	-49	11.14 (-0.3) 830 (10)	7.45 (0.0) 922 (1)									1752 (3)
4	576	Finley GAIO	SUI	1748	-53	10.97 (-0.3) 867 (5)	7.28 (+0.2) 881 (2)									1748 (4)
5	537	Ayden OWENS	PUR	1734	-67	10.67 (-0.3) 935 (2)	6.94 (+0.7) 799 (6)									1734 (5)
6	283	Makenson GLETTY	FRA	1710	-91	10.82 (-0.3) 901 (3)	6.98 (-1.3) 809 (5)									1710 (6)
7	109	Stepan KEKIN	ANA	1637	-164	11.06 (-0.3) 847 (7)	6.90 (0.0) 790 (9)									1637 (7)
8	278	Steven FAUVEL-CLINCH	FRA	1635	-166	11.08 (-0.3) 843 (9)	6.91 (0.0) 792 (8)									1635 (8)
9	334	Manuel WAGNER	GER	1612	-189	11.08 (-0.3) 843 (8)	6.81 (-1.0) 769 (11)									1612 (9)
10	532	Manuel DIAS	POR	1607	-194	11.23 (-0.3) 810 (11)	6.93 (0.0) 797 (7)									1607 (10)
11	314	Andreas BECHMANN	GER	1564	-237	11.30 (-0.3) 795 (12)	6.81 (-0.4) 769 (10)									1564 (11)
12	643	Kyle GARLAND	USA	1542	-259	10.97 (-0.3) 867 (6)	6.40 (-1.0) 675 (14)									1542 (12)
13	275	Juuso TOIVONEN	FIN	1505	-296	11.41 (-0.3) 771 (14)	6.66 (-1.4) 734 (12)									1505 (13)
14	133	Leon OKAFOR	AUT	1496	-305	11.41 (-0.3) 771 (13)	6.62 (+2.5) 725 (13)									1496 (14)



RESULTS



Shot Put (6kg) Men - Decathlon U20

RECORDS	RESULT	NAME	COUNTRY	AGE	VENUE	DATE
World Dec. U20 Best	WD20B	17.15	Jan RUHRMANN	GER	19	Marburg 21 May 2016
Champ. Decathlon Best	CDB	16.51	Yordani GARCÍA	CUB	18	Beijing (Chaoyang Sport Center) 16 Aug 2006
Area U20 Record	AU20R		National U20 Record	NU20R		Personal Best PB
						Season Best SB

10 July 2018 11:44 START TIME 21° C TEMPERATURE 53 % HUMIDITY
12:26 END TIME 22° C

PLACE	BIB	NAME	COUNTRY	DATE of BIRTH	ORDER	RESULT	1	2	3	POINTS	TOTAL
1	283	Makenson GLETTY	FRA	2 Apr 99	6	16.03	15.27	15.21	16.03	853	2563
2	643	Kyle GARLAND	USA	28 May 00	11	15.11	X	14.38	15.11	796	2338
3	576	Finley GAIO	SUI	15 Apr 99	12	14.58	14.16	14.05	14.58	764	2512
4	109	Stepan KEKIN	ANA	13 Nov 00	13	14.25	X	12.93	14.25	744	2381
5	314	Andreas BECHMANN	GER	28 Sep 99	1	14.17	13.16	14.12	14.17	739	2303
6	133	Leon OKAFOR	AUT	24 Dec 99	10	14.03	13.87	X	14.03	730	2226
7	537	Ayden OWENS	PUR	28 May 00	5	13.71 PB	11.59	12.92	13.71	711	2445
8	575	Simon EHAMMER	SUI	7 Feb 00	7	13.44	11.62	13.44	12.79	694	2446
9	117	Gary HAASBROEK	AUS	15 Mar 99	8	13.28 PB	12.68	13.28	X	684	2438
10	278	Steven FAUVEL-CLINCH	FRA	10 Apr 00	2	12.86	12.04	12.08	12.86	659	2294
11	532	Manuel DIAS	POR	28 Feb 99	14	12.86	X	12.86	11.99	659	2266
12	118	Ashley MOLONEY	AUS	13 Mar 00	3	12.83	12.83	12.41	12.75	657	2458
13	275	Juuso TOIVONEN	FIN	9 Mar 00	9	12.12 PB	11.53	11.99	12.12	614	2119
14	334	Manuel WAGNER	GER	8 Mar 99	4	12.01 SB	10.95	11.59	12.01	607	2219



DECATHLON U20 SUMMARY AFTER 3 EVENTS

RECORDS	RESULT	NAME	COUNTRY	AGE	VENUE	DATE	
World U20 Record	WU20R *	8435	Niklas KAUL	GER	19	Grosseto (Stadio Zecchini)	23 Jul 2017
Championships Record	CR	8162	Niklas KAUL	GER	18	Bydgoszcz (Stadion Zawisza)	20 Jul 2016
World U20 Leading	WU20L	7817	Stepan KEKIN	ANA	18	Adler (RUS)	21 May 2018

*1 = Pending ratification

10-11 July 2018



PLACE	BIB	NAME	COUNTRY	POINTS	POINTS BEHIND LEADER	100 Metres	Long Jump	Shot Put (6kg)	High Jump	400 Metres	110m Hurdles	Discus Throw	Pole Vault	Javelin Throw	1500 Metres
1	283	Makenson GLETTY	FRA	2563		10.82 (-0.3) 901 (3)	6.98 (-1.3) 809 (5) 1710 (6)	16.03 853 (1) 2563 (1)							
2	576	Finley GAIO	SUI	2512	-51	10.97 (-0.3) 867 (5)	7.28 (+0.2) 881 (2) 1748 (4)	14.58 764 (3) 2512 (2)							
3	118	Ashley MOLONEY	AUS	2458	-105	10.51 (-0.3) 973 (1)	7.06 (+1.1) 828 (4) 1801 (1)	12.83 657 (12) 2458 (3)							
4	575	Simon EHAMMER	SUI	2446	-117	11.14 (-0.3) 830 (10)	7.45 (0.0) 922 (1) 1752 (3)	13.44 694 (8) 2446 (4)							
5	537	Ayden OWENS	PUR	2445	-118	10.67 (-0.3) 935 (2)	6.94 (+0.7) 799 (6) 1734 (5)	13.71 711 (7) 2445 (5)							
6	117	Gary HAASBROEK	AUS	2438	-125	10.92 (-0.3) 878 (4)	7.26 (+0.3) 876 (3) 1754 (2)	13.28 684 (9) 2438 (6)							
7	109	Stepan KEKIN	ANA	2381	-182	11.06 (-0.3) 847 (7)	6.90 (0.0) 790 (9) 1637 (7)	14.25 744 (4) 2381 (7)							
8	643	Kyle GARLAND	USA	2338	-225	10.97 (-0.3) 867 (6)	6.40 (-1.0) 675 (14) 1542 (12)	15.11 796 (2) 2338 (8)							
9	314	Andreas BECHMANN	GER	2303	-260	11.30 (-0.3) 795 (12)	6.81 (-0.4) 769 (10) 1564 (11)	14.17 739 (5) 2303 (9)							
10	278	Steven FAUVEL-CLINCH	FRA	2294	-269	11.08 (-0.3) 843 (9)	6.91 (0.0) 792 (8) 1635 (8)	12.86 659 (10) 2294 (10)							
11	532	Manuel DIAS	POR	2266	-297	11.23 (-0.3) 810 (11)	6.93 (0.0) 797 (7) 1607 (10)	12.86 659 (11) 2266 (11)							
12	133	Leon OKAFOR	AUT	2226	-337	11.41 (-0.3) 771 (13)	6.62 (+2.5) 725 (13) 1496 (14)	14.03 730 (6) 2226 (12)							
13	334	Manuel WAGNER	GER	2219	-344	11.08 (-0.3) 843 (8)	6.81 (-1.0) 769 (11) 1612 (9)	12.01 607 (14) 2219 (13)							
14	275	Juuso TOIVONEN	FIN	2119	-444	11.41 (-0.3) 771 (14)	6.66 (-1.4) 734 (12) 1505 (13)	12.12 614 (13) 2119 (14)							



SUMMARY



High Jump Men - Decathlon U20

RECORDS	RESULT	NAME	COUNTRY	AGE	VENUE	DATE	
World Dec. U20 Best	WD20B	2.17 Gunnar NIXON	USA	19	Bloomington, IN	15 Jun 2012	
Champ. Decathlon Best	CDB	2.10 Haibo LIU	CHN	19	Beijing (Chaoyang Sport Center)	16 Aug 2006	
Champ. Decathlon Best	CDB	2.10 Gunnar NIXON	USA	19	Barcelona (Estadio Olímpico)	10 Jul 2012	
Champ. Decathlon Best	CDB	2.10 Niklas KAUL	GER	18	Bydgoszcz (Stadion Zawisza)	19 Jul 2016	
Area U20 Record	AU20R	National U20 Record	NU20R	Personal Best	PB	Season Best	SB

10 July 2018

RANK	PLACE	GROUP	BIB	NAME	COUNTRY	DATE of BIRTH	RESULT		POINTS	TOTAL
1	1	A	118	Ashley MOLONEY	AUS	13 Mar 00	2.10	CDB	896	3354
2	2	A	117	Gary HAASBROEK	AUS	15 Mar 99	2.01	PB	813	3251
2	2	A	575	Simon EHAMMER	SUI	7 Feb 00	2.01	PB	813	3259
4	4	A	643	Kyle GARLAND	USA	28 May 00	2.01		813	3151
5	5	A	283	Makenson GLETTY	FRA	2 Apr 99	1.98		785	3348
6	1	B	275	Juuso TOIVONEN	FIN	9 Mar 00	1.98	PB	785	2904
7	2	B	133	Leon OKAFOR	AUT	24 Dec 99	1.92		731	2957
8	6	A	314	Andreas BECHMANN	GER	28 Sep 99	1.92		731	3034
8	6	A	278	Steven FAUVEL-CLINCH	FRA	10 Apr 00	1.92		731	3025
10	3	B	537	Ayden OWENS	PUR	28 May 00	1.92		731	3176
11	4	B	576	Finley GAIO	SUI	15 Apr 99	1.86		679	3191
12	5	B	532	Manuel DIAS	POR	28 Feb 99	1.83	PB	653	2919
13	6	B	334	Manuel WAGNER	GER	8 Mar 99	1.83		653	2872
14	7	B	109	Stepan KEKIN	ANA	13 Nov 00	1.83		653	3034



RESULTS

High Jump Men - Decathlon U20



RECORDS	RESULT	NAME	COUNTRY	AGE	VENUE	DATE			
World Dec. U20 Best	WD20B	2.17	Gunnar NIXON	USA	19	Bloomington, IN	15 Jun 2012		
Champ. Decathlon Best	CDB	2.10	Haibo LIU	CHN	19	Beijing (Chaoyang Sport Center)	16 Aug 2006		
Champ. Decathlon Best	CDB	2.10	Gunnar NIXON	USA	19	Barcelona (Estadio Olímpico)	10 Jul 2012		
Champ. Decathlon Best	CDB	2.10	Niklas KAUL	GER	18	Bydgoszcz (Stadion Zawisza)	19 Jul 2016		
Area U20 Record	AU20R		National U20 Record	NU20R		Personal Best	PB	Season Best	SB

Group A

10 July 2018 16:01 START TIME 23° C 41 %
TEMPERATURE HUMIDITY
17:24 END TIME 22° C 46 %

PLACE	BIB	NAME	COUNTRY	DATE of BIRTH	ORDER	RESULT	1.77	1.80	1.83	1.86	1.89	1.92	1.95	1.98	2.01	2.04	2.07	POINTS	TOTAL	
1	118	Ashley MOLONEY	AUS	13 Mar 00	6	2.10	CDB	-	XO	-	0	-	0	0	0	XO	0	XXO	896	3354
2	575	Simon EHAMMER	SUI	7 Feb 00	5	2.01	PB	-	-	-	0	-	0	0	0	0	XXX		813	3259
2	117	Gary HAASBROEK	AUS	15 Mar 99	4	2.01	PB	-	-	-	0	-	0	0	0	XXX		813	3251	
4	643	Kyle GARLAND	USA	28 May 00	1	2.01		0	0	-	0	0	XO	0	XXO	XXX		813	3151	
5	283	Makenson GLETTY	FRA	2 Apr 99	7	1.98		0	-	0	0	-	0	XXO	0	XXX		785	3348	
6	314	Andreas BECHMANN	GER	28 Sep 99	3	1.92		-	-	XO	0	0	0	XXX				731	3034	
6	278	Steven FAUVEL-CLINCH	FRA	10 Apr 00	2	1.92		0	-	0	0	XO	0	XXX				731	3025	

Group B

10 July 2018 17:13 START TIME 23° C 44 %
TEMPERATURE HUMIDITY
17:14 END TIME 23° C 44 %

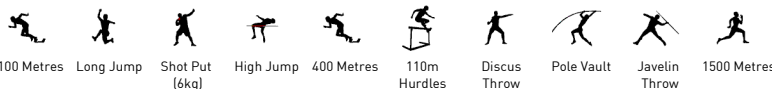
PLACE	BIB	NAME	COUNTRY	DATE of BIRTH	ORDER	RESULT	1.68	1.71	1.74	1.77	1.80	1.83	1.86	1.89	1.92	1.95	1.98	POINTS	TOTAL	
1	275	Juuso TOIVONEN	FIN	9 Mar 00	7	1.98	PB	2.01											785	2904
2	133	Leon OKAFOR	AUT	24 Dec 99	2	1.92		-	-	-	-	0	0	0	0	0	XXX		731	2957
3	537	Ayden OWENS	PUR	28 May 00	3	1.92		-	-	0	-	0	-	XO	-	XXO	XXX		731	3176
4	576	Finley GAIO	SUI	15 Apr 99	4	1.86		-	-	-	0	-	0	0	XXX			679	3191	
5	532	Manuel DIAS	POR	28 Feb 99	5	1.83	PB	-	-	0	0	0	0	XXX				653	2919	
6	334	Manuel WAGNER	GER	8 Mar 99	1	1.83		-	-	0	0	XO	0	XXX				653	2872	
7	109	Stepan KEKIN	ANA	13 Nov 00	6	1.83		-	-	XXO	XXO	XO	XO	XXX				653	3034	

DECATHLON U20 SUMMARY AFTER 4 EVENTS

RECORDS	RESULT	NAME	COUNTRY	AGE	VENUE	DATE	
World U20 Record	WU20R *	8435	Niklas KAUL	GER	19	Grosseto (Stadio Zecchini)	23 Jul 2017
Championships Record	CR	8162	Niklas KAUL	GER	18	Bydgoszcz (Stadion Zawisza)	20 Jul 2016
World U20 Leading	WU20L	7817	Stepan KEKIN	ANA	18	Adler (RUS)	21 May 2018

*1 = Pending ratification

10-11 July 2018



PLACE	BIB	NAME	COUNTRY	POINTS	POINTS BEHIND LEADER	100 Metres	Long Jump	Shot Put (6kg)	High Jump	400 Metres	110m Hurdles	Discus Throw	Pole Vault	Javelin Throw	1500 Metres
1	118	Ashley MOLONEY	AUS	3354		10.51 (-0.3) 973 (1)	7.06 (+1.1) 828 (4)	12.83 657 (12)	2.10 896 (1)						
2	283	Makenson GLETTY	FRA	3348	-6	10.82 (-0.3) 901 (3)	6.98 (-1.3) 809 (5)	16.03 853 (1)	1.98 785 (5)						
3	575	Simon EHAMMER	SUI	3259	-95	11.14 (-0.3) 830 (10)	7.45 (0.0) 922 (1)	13.44 694 (8)	2.01 813 (2)						
4	117	Gary HAASBROEK	AUS	3251	-103	10.92 (-0.3) 878 (4)	7.26 (+0.3) 876 (3)	13.28 684 (9)	2.01 813 (2)						
5	576	Finley GAIO	SUI	3191	-163	10.97 (-0.3) 867 (5)	7.28 (+0.2) 881 (2)	14.58 764 (3)	1.86 679 (11)						
6	537	Ayden OWENS	PUR	3176	-178	10.67 (-0.3) 935 (2)	6.94 (+0.7) 799 (6)	13.71 711 (7)	1.92 731 (10)						
7	643	Kyle GARLAND	USA	3151	-203	10.97 (-0.3) 867 (6)	6.40 (-1.0) 675 (14)	15.11 796 (2)	2.01 813 (4)						
8	109	Stepan KEKIN	ANA	3034	-320	11.06 (-0.3) 847 (7)	6.90 (0.0) 790 (9)	14.25 744 (4)	1.83 653 (14)						
9	314	Andreas BECHMANN	GER	3034	-320	11.30 (-0.3) 795 (12)	6.81 (-0.4) 769 (10)	14.17 739 (5)	1.92 731 (8)						
10	278	Steven FAUVEL-CLINCH	FRA	3025	-329	11.08 (-0.3) 843 (9)	6.91 (0.0) 792 (8)	12.86 659 (10)	1.92 731 (8)						
11	133	Leon OKAFOR	AUT	2957	-397	11.41 (-0.3) 771 (13)	6.62 (+2.5) 725 (13)	14.03 730 (6)	1.92 731 (7)						
12	532	Manuel DIAS	POR	2919	-435	11.23 (-0.3) 810 (11)	6.93 (0.0) 797 (7)	12.86 659 (11)	1.83 653 (12)						
13	275	Juuso TOIVONEN	FIN	2904	-450	11.41 (-0.3) 771 (14)	6.66 (-1.4) 734 (12)	12.12 614 (13)	1.98 785 (6)						
14	334	Manuel WAGNER	GER	2872	-482	11.08 (-0.3) 843 (8)	6.81 (-1.0) 769 (11)	12.01 607 (14)	1.83 653 (13)						

SUMMARY



400 Metres Men - Decathlon U20

BIB 537 DISQUALIFIED BY THE REFEREE

RECORDS	RESULT	NAME	COUNTRY	AGE	VENUE	DATE	
World Dec. U20 Best	WD20B	46.86 Ashley MOLONEY	AUS	18	Tampere	10 Jul 2018	
Champ. Decathlon Best	CDB	46.86 Ashley MOLONEY	AUS	18	Tampere	10 Jul 2018	
Area U20 Record	AU20R	National U20 Record	NU20R	Personal Best	PB	Season Best	SB

10 July 2018

RANK	PLACE	HEAT	LANE	BIB	NAME	COUNTRY	DATE of BIRTH	RESULT		POINTS	TOTAL	
1	1	2	2	118	Ashley MOLONEY	AUS	13 Mar 00	46.86	WD20B	965	4319	
2	1	1	8	314	Andreas BECHMANN	GER	28 Sep 99	48.92	PB	865	3899	
3	2	2	3	117	Gary HAASBROEK	AUS	15 Mar 99	49.20		852	4103	
4	3	2	8	334	Manuel WAGNER	GER	8 Mar 99	49.72		828	3700	
5	2	1	6	532	Manuel DIAS	POR	28 Feb 99	49.81	PB	823	3742	
6	4	2	5	576	Finley GAIO	SUI	15 Apr 99	49.94		817	4008	
7	3	1	7	575	Simon EHAMMER	SUI	7 Feb 00	50.15	PB	808	4067	
8	4	1	2	133	Leon OKAFOR	AUT	24 Dec 99	50.27	SB	802	3759	
9	5	1	4	643	Kyle GARLAND	USA	28 May 00	50.59		788	3939	
10	6	1	3	275	Juuso TOIVONEN	FIN	9 Mar 00	50.67	PB	784	3688	
11	7	1	5	109	Stepan KEKIN	ANA	13 Nov 00	50.81		778	3812	
			2	6	283	Makenson GLETTY	FRA	2 Apr 99	DNF		0	3348
			2	7	537	Ayden OWENS	PUR	28 May 00	DQ	163.3(b)	0	3176
			2	4	278	Steven FAUVEL-CLINCH	FRA	10 Apr 00	DNS			0

NOTE IAAF Rule 163.3(b) - Infringement of the inside border



RESULTS

400 Metres Men - Decathlon U20



BIB 537 DISQUALIFIED BY THE REFEREE

RECORDS	RESULT	NAME	COUNTRY	AGE	VENUE	DATE	
World Dec. U20 Best	WD20B	46.86	Ashley MOLONEY	AUS	18	Tampere 10 Jul 2018	
Champ. Decathlon Best	CDB	46.86	Ashley MOLONEY	AUS	18	Tampere 10 Jul 2018	
Area U20 Record	AU20R	National U20 Record	NU20R	Personal Best	PB	Season Best	SB

Heat 1

2

10 July 2018 18:15 START TIME 23° C TEMPERATURE 44 % HUMIDITY

PLACE	BIB	NAME	COUNTRY	DATE of BIRTH	LANE	RESULT	REACTION	F _n	POINTS	TOTAL
1	314	Andreas BECHMANN	GER	28 Sep 99	8	48.92	PB	0.180	865	3899
2	532	Manuel DIAS	POR	28 Feb 99	6	49.81	PB	0.150	823	3742
3	575	Simon EHAMMER	SUI	7 Feb 00	7	50.15	PB	0.167	808	4067
4	133	Leon OKAFOR	AUT	24 Dec 99	2	50.27	SB	0.156	802	3759
5	643	Kyle GARLAND	USA	28 May 00	4	50.59		0.172	788	3939
6	275	Juuso TOIVONEN	FIN	9 Mar 00	3	50.67	PB	0.168	784	3688
7	109	Stepan KEKIN	ANA	13 Nov 00	5	50.81		0.163	778	3812

Heat 2

2

10 July 2018 18:22 START TIME 23° C TEMPERATURE 44 % HUMIDITY

PLACE	BIB	NAME	COUNTRY	DATE of BIRTH	LANE	RESULT	REACTION	F _n	POINTS	TOTAL
1	118	Ashley MOLONEY	AUS	13 Mar 00	2	46.86	WD20B	0.155	965	4319
2	117	Gary HAASBROEK	AUS	15 Mar 99	3	49.20		0.154	852	4103
3	334	Manuel WAGNER	GER	8 Mar 99	8	49.72		0.179	828	3700
4	576	Finley GAIO	SUI	15 Apr 99	5	49.94		0.183	817	4008
	283	Makenson GLETTY	FRA	2 Apr 99	6	DNF		0.201	0	3348
	537	Ayden OWENS	PUR	28 May 00	7	DQ 163.3(b)		0.167	0	3176
	278	Steven FAUVEL-CLINCH	FRA	10 Apr 00	4	DNS			0	0

NOTE IAAF Rule 163.3(b) - Infringement of the inside border


DECATHLON U20 SUMMARY AFTER 5 EVENTS

BIB 537 DISQUALIFIED BY THE REFEREE

RECORDS	RESULT	NAME	COUNTRY	AGE	VENUE	DATE
World U20 Record WU20R *	8435	Niklas KAUL	GER	19	Grosseto (Stadio Zecchini)	23 Jul 2017
Championships Record CR	8162	Niklas KAUL	GER	18	Bydgoszcz (Stadion Zawisza)	20 Jul 2016
World U20 Leading WU20L	7817	Stepan KEKIN	ANA	18	Adler (RUS)	21 May 2018

*1 = Pending ratification

10-11 July 2018



PLACE	BIB	NAME	COUNTRY	POINTS	POINTS BEHIND LEADER	100 Metres	Long Jump	Shot Put (6kg)	High Jump	400 Metres	110m Hurdles	Discus Throw	Pole Vault	Javelin Throw	1500 Metres
1	118	Ashley MOLONEY	AUS	4319		10.51 (-0.3) 973 (1)	7.06 (+1.1) 828 (4) 1801 (1)	12.83 657 (12) 2458 (3)	2.10 896 (1) 3354 (1)	46.86 965 (1) 4319 (1)					
2	117	Gary HAASBROEK	AUS	4103	-216	10.92 (-0.3) 878 (4)	7.26 (+0.3) 876 (3) 1754 (2)	13.28 684 (9) 2438 (6)	2.01 813 (2) 3251 (4)	49.20 852 (3) 4103 (2)					
3	575	Simon EHAMMER	SUI	4067	-252	11.14 (-0.3) 830 (10)	7.45 (0.0) 922 (1) 1752 (3)	13.44 694 (8) 2446 (4)	2.01 813 (2) 3259 (3)	50.15 808 (7) 4067 (3)					
4	576	Finley GAIO	SUI	4008	-311	10.97 (-0.3) 867 (5)	7.28 (+0.2) 881 (2) 1748 (4)	14.58 764 (3) 2512 (2)	1.86 679 (11) 3191 (5)	49.94 817 (6) 4008 (4)					
5	643	Kyle GARLAND	USA	3939	-380	10.97 (-0.3) 867 (6)	6.40 (-1.0) 675 (14) 1542 (12)	15.11 796 (2) 2338 (8)	2.01 813 (4) 3151 (7)	50.59 788 (9) 3939 (5)					
6	314	Andreas BECHMANN	GER	3899	-420	11.30 (-0.3) 795 (12)	6.81 (-0.4) 769 (10) 1564 (11)	14.17 739 (5) 2303 (9)	1.92 731 (8) 3034 (9)	48.92 865 (2) 3899 (6)					
7	109	Stepan KEKIN	ANA	3812	-507	11.06 (-0.3) 847 (7)	6.90 (0.0) 790 (9) 1637 (7)	14.25 744 (4) 2381 (7)	1.83 653 (14) 3034 (8)	50.81 778 (11) 3812 (7)					
8	133	Leon OKAFOR	AUT	3759	-560	11.41 (-0.3) 771 (13)	6.62 (+2.5) 725 (13) 1496 (14)	14.03 730 (6) 2226 (12)	1.92 731 (7) 2957 (11)	50.27 802 (8) 3759 (8)					
9	532	Manuel DIAS	POR	3742	-577	11.23 (-0.3) 810 (11)	6.93 (0.0) 797 (7) 1607 (10)	12.86 659 (11) 2266 (11)	1.83 653 (12) 2919 (12)	49.81 823 (5) 3742 (9)					
10	334	Manuel WAGNER	GER	3700	-619	11.08 (-0.3) 843 (8)	6.81 (-1.0) 769 (11) 1612 (9)	12.01 607 (14) 2219 (13)	1.83 653 (13) 2872 (14)	49.72 828 (4) 3700 (10)					
11	275	Juuso TOIVONEN	FIN	3688	-631	11.41 (-0.3) 771 (14)	6.66 (-1.4) 734 (12) 1505 (13)	12.12 614 (13) 2119 (14)	1.98 785 (6) 2904 (13)	50.67 784 (10) 3688 (11)					
12	283	Makenson GLETTY	FRA	3348	-971	10.82 (-0.3) 901 (3)	6.98 (-1.3) 809 (5) 1710 (6)	16.03 853 (1) 2563 (1)	1.98 785 (5) 3348 (2)	DNF 0 3348 (12)					
13	537	Ayden OWENS	PUR	3176	-1143	10.67 (-0.3) 935 (2)	6.94 (+0.7) 799 (6) 1734 (5)	13.71 711 (7) 2445 (5)	1.92 731 (10) 3176 (6)	DQ 0 3176 (13)					
	278	Steven FAUVEL-CLINCH	FRA	DNF		11.08 (-0.3) 843 (9)	6.91 (0.0) 792 (8) 1635 (8)	12.86 659 (10) 2294 (10)	1.92 731 (8) 3025 (10)	DNS					



SUMMARY



400 Metres Women - Round 1

First 4 in each heat (Q) and the next 4 fastest (q) advance to the Semi-Finals

RECORDS	RESULT	NAME	COUNTRY	AGE	VENUE	DATE	
World U20 Record	WU20R	49.42	Grit BREUER	GER	19	Tokyo (Olympic Stadium) 27 Aug 1991	
Championships Record	CR	50.50	Ashley SPENCER	USA	19	Barcelona (Estadio Olímpico) 13 Jul 2012	
World U20 Leading	WU20L	50.07	Sydney MCLAUGHLIN	USA	19	Gainesville (USA) 30 Mar 2018	
Area U20 Record	AU20R	National U20 Record	NU20R	Personal Best	PB	Season Best	SB

10 July 2018

RANK	PLACE	HEAT	LANE	BIB	NAME	COUNTRY	DATE of BIRTH	RESULT	
1	1	4	3	1731	Hima DAS	IND	9 Jan 00	52.25	Q
2	1	1	7	1960	Taylor MANSON	USA	29 Sep 99	52.68	Q
3	2	4	5	1776	Stacey-Ann WILLIAMS	JAM	8 Mar 99	52.71	Q SB
4	1	2	3	1808	Mary MORAA	KEN	15 Jun 00	52.85	Q PB
5	1	3	6	1510	Ella CONNOLLY	AUS	13 Jul 00	52.99	Q SB
6	2	2	2	1871	Andrea MIKLÓS	ROU	17 Apr 99	53.14	Q
7	2	3	7	1549	Tiffani SILVA	BRA	6 May 99	53.18	Q
8	3	3	1	1600	Roxana GÓMEZ	CUB	7 Jan 99	53.19	Q
9	2	1	8	1748	Davicia PATTERSON	IRL	15 Dec 00	53.20	Q
10	3	2	5	1758	Elisabetta VANDI	ITA	30 Mar 00	53.51	Q PB
11	3	1	1	1932	Stella WONRUKU	UGA	22 Dec 00	53.55	Q
12	4	2	6	1646	Frehiywot WONDIE	ETH	21 Jan 00	53.59	Q
13	4	1	2	1565	Sharelle SAMUEL	CAN	24 Jan 00	53.62	Q PB
14	3	4	4	1561	Ashlan BEST	CAN	11 Feb 99	53.91	Q SB
15	4	4	8	1617	Fiordaliza COFIL	DOM	27 Oct 00	54.13	Q
16	1	5	4	1733	Jisna MATHEW	IND	7 Jan 99	54.32	Q
17	5	1	4	1582	Nuo LIANG	CHN	21 Jun 99	54.33	q SB
18	5	2	7	1553	Giovana Rosalia DOS SANTOS	BRA	8 Aug 00	54.35	q
19	2	5	2	1718	Amanda CRAWFORD	GRN	15 May 99	54.37	Q
20	6	1	5	1597	Angie Melisa PALACIOS	COL	14 Jul 99	54.42	q PB
21	4	3	5	1578	Shalya WRAY	CAY	6 May 99	54.48	Q
22	5	4	2	1587	Yu ZHOU	CHN	26 Aug 99	54.49	q SB
23	6	4	6	1579	Martina WEIL	CHI	12 Jul 99	54.52	
24	5	3	8	1761	Camilla PITZALIS	ITA	9 Dec 99	54.59	PB
25	6	2	4	1739	Ciara DEELY	IRL	28 Mar 00	54.69	
26	3	5	5	1900	Veronica VANCARDO	SUI	26 Sep 00	54.93	Q
27	4	5	7	1697	Laura KAUFMANN	GER	28 Jan 00	54.96	Q
28	7	2	1	1656	Mette BAAS	FIN	10 Sep 00	55.42	
29	6	3	4	1620	Milagros DURÁN	DOM	10 Sep 00	55.56	
30	5	5	1	1961	Symone MASON	USA	31 Aug 99	55.66	
31	6	5	8	1644	Mahilet FIKRE	ETH	26 Jun 99	55.88	
32	7	4	7	1935	Tetyana KAYSEN	UKR	25 Dec 00	57.14	
33	7	3	3	1872	Nicola GIBBON	RSA	9 Oct 00	57.90	
34	7	5	6	1830	Maria Alejandra CARMONA	NCA	31 Jan 99	58.39	PB
35	7	1	3	1876	Marlie VILJOEN	RSA	1 Aug 00	59.01	
36	8	1	6	1826	Aishath Himna HASSAN	MDV	7 Jan 02	59.76	NU20R
37	8	5	3	1812	Patricija Karlina ROSHOFA	LAT	19 Jan 99	1:00.08	
			3	2	1917	Rae-Anne SERVILLE	TTO	30 Apr 02	DNF
			2	8	1979	Pamela MILANO	VEN	7 Jan 99	DNS



SUMMARY
400 Metres Women - Round 1

10 July 2018

RANK	PLACE	HEAT	LANE	BIB	NAME	COUNTRY	DATE of BIRTH	RESULT
------	-------	------	------	-----	------	---------	---------------	--------

ALL-TIME TOP LIST					SEASON TOP LIST			
RESULT	NAME		VENUE	DATE	RESULT	NAME	VENUE	2018
49.42	Grit BREUER (GER)		Tokyo (Olympic Stadium)	27 Aug 91	50.07	Sydney MCLAUGHLIN (USA)	Gainesville (USA)	30 Mar
49.77	Christina BREHMER-LATHAN (GDR)		Dresden	9 May 76	51.32	Hima DAS (IND)	Gold Coast (Carrara Stadium)	11 Apr
49.88	Salwa Eid NASER (BRN)		Bruxelles (Boudewijnstadion)	1 Sep 17	51.33	Kaelin ROBERTS (USA)	Palo Alto (USA)	13 May
49.89	Sanya RICHARDS-ROSS (USA)		Sacramento, CA	17 Jul 04	51.53	Symone MASON (USA)	Coral Gables, FL (USA)	12 May
50.01	Jinq LI (CHN)		Shanghai	18 Oct 97	51.74	Taylor MANSON (USA)	Bloomington, IN (USA)	17 Jun
50.07	Sydney MCLAUGHLIN (USA)		Gainesville (USA)	30 Mar 18	51.92	Arria MINOR (USA)	Lakewood (USA)	17 May
50.19	Marita KOCH (GDR)		Berlin	10 Jul 76	51.92	Polina MILLER (ANA)	Zhukovskiy (RUS)	30 Jun
50.46	Kendall BAISDEN (USA)		Lubbock, TX	18 May 14	51.94	Bendere OBOYA (AUS)	Gold Coast (AUS)	17 Feb
50.50	Ashley SPENCER (USA)		Barcelona (Estadio Olímpico)	13 Jul 12	51.95	Roxana GÓMEZ (CUB)	Camagüey (CUB)	2 Jun
50.59	Fatima YUSUF (NGR)		Budapest	5 Aug 90	52.05	Shiann SALMON (JAM)	Kingston (JAM)	24 Mar



RESULTS



400 Metres Women - Round 1

First 4 in each heat (Q) and the next 4 fastest (q) advance to the Semi-Finals

RECORDS	RESULT	NAME	COUNTRY	AGE	VENUE	DATE	
World U20 Record	WU20R	49.42	Grit BREUER	GER	19	Tokyo (Olympic Stadium) 27 Aug 1991	
Championships Record	CR	50.50	Ashley SPENCER	USA	19	Barcelona (Estadio Olímpico) 13 Jul 2012	
World U20 Leading	WU20L	50.07	Sydney MCLAUGHLIN	USA	19	Gainesville (USA) 30 Mar 2018	
Area U20 Record	AU20R	National U20 Record	NU20R	Personal Best	PB	Season Best	SB

Heat 1 5 10 July 2018 16:50 START TIME 23° C TEMPERATURE 38 % HUMIDITY

PLACE	BIB	NAME	COUNTRY	DATE OF BIRTH	LANE	RESULT	REACTION	Fn
1	1960	Taylor MANSON	USA	29 Sep 99	7	52.68	Q	0.153
2	1748	Davicia PATTERSON	IRL	15 Dec 00	8	53.20	Q	0.190
3	1932	Stella WONRUKU	UGA	22 Dec 00	1	53.55	Q	0.204
4	1565	Sharelle SAMUEL	CAN	24 Jan 00	2	53.62	Q PB	0.152
5	1582	Nuo LIANG	CHN	21 Jun 99	4	54.33	q SB	0.174
6	1597	Angie Melisa PALACIOS	COL	14 Jul 99	5	54.42	q PB	0.257
7	1876	Marlie VILJOEN	RSA	1 Aug 00	3	59.01		0.186
8	1826	Aishath Himna HASSAN	MDV	7 Jan 02	6	59.76	NU20R	0.182

Heat 2 5 10 July 2018 16:58 START TIME 23° C TEMPERATURE 38 % HUMIDITY

PLACE	BIB	NAME	COUNTRY	DATE OF BIRTH	LANE	RESULT	REACTION	Fn
1	1808	Mary MORAA	KEN	15 Jun 00	3	52.85	Q PB	0.250
2	1871	Andrea MIKLÓS	ROU	17 Apr 99	2	53.14	Q	0.199
3	1758	Elisabetta VANDI	ITA	30 Mar 00	5	53.51	Q PB	0.182
4	1646	Frehiywot WONDIE	ETH	21 Jan 00	6	53.59	Q	0.238
5	1553	Giovana Rosalia DOS SANTOS	BRA	8 Aug 00	7	54.35	q	0.191
6	1739	Ciara DEELY	IRL	28 Mar 00	4	54.69		0.148
7	1656	Mette BAAS	FIN	10 Sep 00	1	55.42		0.157
1979		Pamela MILANO	VEN	7 Jan 99	8	DNS		

Heat 3 5 10 July 2018 17:06 START TIME 23° C TEMPERATURE 38 % HUMIDITY

PLACE	BIB	NAME	COUNTRY	DATE OF BIRTH	LANE	RESULT	REACTION	Fn
1	1510	Ella CONNOLLY	AUS	13 Jul 00	6	52.99	Q SB	0.176
2	1549	Tiffani SILVA	BRA	6 May 99	7	53.18	Q	0.214
3	1600	Roxana GÓMEZ	CUB	7 Jan 99	1	53.19	Q	0.204
4	1578	Shalya WRAY	CAY	6 May 99	5	54.48	Q	0.172
5	1761	Camilla PIZZALIS	ITA	9 Dec 99	8	54.59	PB	0.223
6	1620	Milagros DURÁN	DOM	10 Sep 00	4	55.56		0.187
7	1872	Nicola GIBBON	RSA	9 Oct 00	3	57.90		0.197
1917		Rae-Anne SERVILLE	TTO	30 Apr 02	2	DNF		0.248

Heat 4 5 10 July 2018 17:15 START TIME 23° C TEMPERATURE 44 % HUMIDITY

PLACE	BIB	NAME	COUNTRY	DATE OF BIRTH	LANE	RESULT	REACTION	Fn
1	1731	Hima DAS	IND	9 Jan 00	3	52.25	Q	0.170
2	1776	Stacey-Ann WILLIAMS	JAM	8 Mar 99	5	52.71	Q SB	0.164
3	1561	Ashlan BEST	CAN	11 Feb 99	4	53.91	Q SB	0.163
4	1617	Fiordaliza COFIL	DOM	27 Oct 00	8	54.13	Q	0.196
5	1587	Yu ZHOU	CHN	26 Aug 99	2	54.49	q SB	0.174
6	1579	Martina WEIL	CHI	12 Jul 99	6	54.52		0.180
7	1935	Tetyana KAYSEN	UKR	25 Dec 00	7	57.14		0.250



RESULTS
400 Metres Women - Round 1

Heat 5

5

10 July 2018 17:25 START TIME

23° C TEMPERATURE 44 % HUMIDITY

PLACE	BIB	NAME	COUNTRY	DATE of BIRTH	LANE	RESULT	REACTION	Fn
1	1733	Jisna MATHEW	IND	7 Jan 99	4	54.32	Q	0.215
2	1718	Amanda CRAWFORD	GRN	15 May 99	2	54.37	Q	0.397
3	1900	Veronica VANCARDO	SUI	26 Sep 00	5	54.93	Q	0.152
4	1697	Laura KAUFMANN	GER	28 Jan 00	7	54.96	Q	0.202
5	1961	Symone MASON	USA	31 Aug 99	1	55.66		0.183
6	1644	Mahilet FIKRE	ETH	26 Jun 99	8	55.88		0.222
7	1830	Maria Alejandra CARMONA	NCA	31 Jan 99	6	58.39	PB	0.235
8	1812	Patricija Karlina ROSHOFA	LAT	19 Jan 99	3	1:00.08		0.216

ALL-TIME TOP LIST

SEASON TOP LIST

RESULT	NAME	VENUE	DATE	RESULT	NAME	VENUE	2018
49.42	Grit BREUER (GER)	Tokyo (Olympic Stadium)	27 Aug 91	50.07	Sydney MCLAUGHLIN (USA)	Gainesville (USA)	30 Mar
49.77	Christina BREHMER-LATHAN (GDR)	Dresden	9 May 76	51.32	Hima DAS (IND)	Gold Coast (Carrara Stadium)	11 Apr
49.88	Salwa Eid NASER (BRN)	Bruxelles (Boudewijnstadion)	1 Sep 17	51.33	Kaelin ROBERTS (USA)	Palo Alto (USA)	13 May
49.89	Sanya RICHARDS-ROSS (USA)	Sacramento, CA	17 Jul 04	51.53	Symone MASON (USA)	Coral Gables, FL (USA)	12 May
50.01	Jinq LI (CHN)	Shanghai	18 Oct 97	51.74	Taylor MANSON (USA)	Bloomington, IN (USA)	17 Jun
50.07	Sydney MCLAUGHLIN (USA)	Gainesville (USA)	30 Mar 18	51.92	Arria MINOR (USA)	Lakewood (USA)	17 May
50.19	Marita KOCH (GDR)	Berlin	10 Jul 76	51.92	Polina MILLER (ANA)	Zhukovskiy (RUS)	30 Jun
50.46	Kendall BAISDEN (USA)	Lubbock, TX	18 May 14	51.94	Bendere OBOYA (AUS)	Gold Coast (AUS)	17 Feb
50.50	Ashley SPENCER (USA)	Barcelona (Estadio Olímpico)	13 Jul 12	51.95	Roxana GÓMEZ (CUB)	Camagüey (CUB)	2 Jun
50.59	Fatima YUSUF (NGR)	Budapest	5 Aug 90	52.05	Shiann SALMON (JAM)	Kingston (JAM)	24 Mar



SUMMARY



800 Metres Women - Round 1

First 4 in each heat (Q) and the next 4 fastest (q) advance to the Semi-Finals

RECORDS	RESULT	NAME	COUNTRY	AGE	VENUE	DATE	
World U20 Record	WU20R	1:54.01 Pamela JELIMO	KEN	19	Zürich (Letzigrund)	29 Aug 2008	
Championships Record	CR	2:00.06 Elena Mirela LAVRIC	ROU	17	Bydgoszcz (Zdzisław Krzyszkowiak)	11 Jul 2008	
World U20 Leading	WU20L	2:00.81 Keely SMALL	AUS	17	Gold Coast (Carrara Stadium)	12 Apr 2018	
Area U20 Record	AU20R	National U20 Record	NU20R	Personal Best	PB	Season Best	SB

10 July 2018

RANK	PLACE	HEAT	LANE	BIB	NAME	COUNTRY	DATE of BIRTH	RESULT	
1	1	3	7	1791	Ayaka KAWATA	JPN	22 Aug 99	2:05.08	Q
2	1	1	5	1788	Ayano SHIOMI	JPN	26 Nov 99	2:05.13	Q
3	1	5	4	1647	Diribe WELTEJI	ETH	13 May 02	2:05.18	Q
4	2	1	3	1809	Jackline WAMBUI	KEN	8 Feb 00	2:05.27	Q
5	2	3	5	1806	Lydia Jeruto LAGAT	KEN	23 Nov 00	2:05.63	Q
6	3	3	6	1679	Maeliss TRAPEAU	FRA	28 Sep 99	2:05.72	Q
7	3	1	6	1974	Samantha WATSON	USA	10 Nov 99	2:06.34	Q
8	4	3	1	1545	Camille MULS	BEL	24 Mar 99	2:06.41	Q
9	4	1	8	1511	Jemima RUSSELL	AUS	5 May 99	2:06.84	Q
10	2	5	8	1690	Katy-Ann MCDONALD	GBR	1 Jun 00	2:07.24	Q
11	3	5	6	1755	Eloisa COIRO	ITA	1 Dec 00	2:07.31	Q
12	4	5	3	1899	Delia SCLABAS	SUI	8 Nov 00	2:07.43	Q
13	5	5	2	1772	Shaquena FOOTE	JAM	23 Jul 01	2:07.75	q
14	6	5	1	1547	Marharyta KACHANAVA	BLR	1 Feb 99	2:07.87	q
15	1	2	6	1651	Fireweyni HAILU	ETH	12 Feb 01	2:08.26	Q
16	2	2	3	1512	Carley THOMAS	AUS	26 Dec 00	2:08.57	Q
17	3	2	2	1906	Gabriela GAJANOVA	SVK	12 Oct 99	2:08.89	Q
18	5	3	2	1756	Federica CORTESI	ITA	13 Aug 99	2:09.27	q
19	7	5	5	1745	Jo KEANE	IRL	23 Dec 00	2:09.59	q
20	5	1	4	1590	Jinlian TAN	CHN	15 Mar 00	2:09.81	
21	6	1	7	1614	Mia Helene MØRCK	DEN	16 Nov 99	2:09.82	
22	4	2	1	1784	Chrissani MAY	JAM	7 Aug 99	2:09.88	Q
23	6	3	8	1874	Liza KELLERMAN	RSA	16 Sep 99	2:10.05	
24	7	1	2	1881	Klara LUKAN	SLO	8 Sep 00	2:10.08	
25	5	2	5	1635	Raquel MEAÑOS	ESP	8 Aug 00	2:10.13	
26	6	2	4	1616	Freja WÆRNESS	DEN	16 Jun 00	2:10.50	
27	1	4	3	1946	Caitlyn COLLIER	USA	5 Aug 99	2:11.30	Q
28	2	4	7	1682	Isabelle BOFFEY	GBR	13 Apr 00	2:11.43	Q
29	3	4	5	1846	Milena KORBUS	POL	8 Aug 00	2:11.52 (.516)	Q
30	7	3	4	1896	Carolina HERNANDEZ-PITA	SUI	99	2:11.52 (.518)	
31	4	4	2	1708	Majtie KOLBERG	GER	5 Dec 99	2:11.61	Q
32	5	4	8	1837	Sanne NJAASTAD	NOR	16 Apr 00	2:11.82	
33	6	4	4	1633	María LASA	ESP	14 May 00	2:12.04	
34	7	2	7	1566	Aurora RYNDA	CAN	26 Oct 00	2:12.31	
35	8	1	1	1659	Veera PERÄLÄ	FIN	18 Mar 00	2:12.38	
36	8	3	3	1577	Haley WALKER	CAN	1 Feb 00	2:12.76	
37	7	4	6	1886	Shyamali KUMARASINGHE	SRI	11 May 99	2:12.91	
38	8	2	8	1811	Albina DELIU	KOS	26 May 00	2:19.84	
		5	7	1509	Linda Philip MAMUN	ART	01	DQ	163.5



SUMMARY
800 Metres Women - Round 1

10 July 2018

RANK	PLACE	HEAT	LANE	BIB	NAME	COUNTRY	DATE of BIRTH	RESULT
------	-------	------	------	-----	------	---------	---------------	--------

NOTE IAAF Rule 163.5 - Leaving the lane before the breakline

ALL-TIME TOP LIST				SEASON TOP LIST			
RESULT	NAME	VENUE	DATE	RESULT	NAME	VENUE	2018
1:54.01	Pamela JELIMO (KEN)	Zürich (Letzigrund)	29 Aug 08	2:00.81	Keely SMALL (AUS)	Gold Coast (Carrara Stadium)	12 Apr
1:55.45	Caster SEMENYA (RSA)	Berlin (Olympiastadion)	19 Aug 09	2:00.85	Caitlyn COLLIER (USA)	Nashville (USA)	2 Jun
1:56.59	Francine NIYONSABA (BDI)	Bruxelles (Boudewijnstadion)	7 Sep 12	2:00.89	Diribe WELTEJI (ETH)	Assela (ETH)	24 May
1:57.18	Yuan WANG (CHN)	Beijing (NOCAS)	8 Sep 93	2:01.14	Avi'Tal WILSON-PERTEETE (USA)	Sacramento (USA)	25 May
1:57.45	Hildegard ULLRICH-KÖRNER (GDR)	Brno (Stadion Rošický)	31 Aug 78	2:01.16	Hirut MESHESHA (ETH)	Assela (ETH)	24 May
1:57.62	Yinglai LANG (CHN)	Shanghai	22 Oct 97	2:01.35	Fireweyni HAILU (ETH)	Assela (ETH)	24 May
1:57.63	Maria de Lurdes MUTOLA (MOZ)	Osaka (Olympic Stadium)	26 Aug 91	2:01.46	Samantha WATSON (USA)	Bloomington, IN (USA)	16 Jun
1:57.74	Sahily DIAGO (CUB)	La Habana (Estadio Panamericano)	25 May 14	2:02.34	Lydia Jeruto LAGAT (KEN)	Nairobi (KEN)	11 Jun
1:57.77	Yi LU (CHN)	Beijing (NOCAS)	9 Sep 93	2:02.71	Ayaka KAWATA (JPN)	Fukuroi (JPN)	3 May
1:57.86	Katrin WÜHN (GDR)	Celje	5 May 84	2:02.73	Ayano SHIOMI (JPN)	Osaka (JPN)	20 May



RACE ANALYSIS



800 Metres Women - Round 1

First 4 in each heat (Q) and the next 4 fastest (q) advance to the Semi-Finals

Heat 5

5

10 July 2018 11:31 START TIME

21° C TEMPERATURE 53 % HUMIDITY

PLACE	BIB	NAME	COUNTRY	DATE of BIRTH	RESULT
400m					
1	1647	Diribe WELTEJI	ETH	13 May 02	2:05.18
		1:01.66 (1)			
		1:03.52 (1)			
2	1690	Katy-Ann MCDONALD	GBR	1 Jun 00	2:07.24
		1:02.46 (2)			
		1:04.78 (3)			
3	1755	Eloisa COIRO	ITA	1 Dec 00	2:07.31
		1:02.76 (4)			
		1:04.55 (2)			
4	1899	Delia SCLABAS	SUI	8 Nov 00	2:07.43
		1:02.63 (3)			
		1:04.80 (4)			
5	1772	Shaquena FOOTE	JAM	23 Jul 01	2:07.75
		1:02.79 (5)			
		1:04.96 (5)			
6	1547	Marharyta KACHANAVA	BLR	1 Feb 99	2:07.87
		1:02.80 (6)			
		1:05.07 (6)			
7	1745	Jo KEANE	IRL	23 Dec 00	2:09.59
		1:03.05 (7)			
		1:06.54 (7)			
	1509	Linda Philip MAMUN	ART	1 Jan 01	DQ 163.5
		1:07.29 (8)			

NOTE IAAF Rule 163.5 - Leaving the lane before the breakline



RESULTS



800 Metres Women - Round 1

First 4 in each heat (Q) and the next 4 fastest (q) advance to the Semi-Finals

RECORDS	RESULT	NAME	COUNTRY	AGE	VENUE	DATE	
World U20 Record	WU20R	1:54.01	Pamela JELIMO	KEN	19	Zürich (Letzigrund) 29 Aug 2008	
Championships Record	CR	2:00.06	Elena Mirela LAVRIC	ROU	17	Bydgoszcz (Zdzisław Krzyszkowiak) 11 Jul 2008	
World U20 Leading	WU20L	2:00.81	Keely SMALL	AUS	17	Gold Coast (Carrara Stadium) 12 Apr 2018	
Area U20 Record	AU20R	National U20 Record	NU20R	Personal Best	PB	Season Best	SB

Heat 1		5	10 July 2018	10:59	START TIME	20° C	60 %
						TEMPERATURE	HUMIDITY
PLACE	BIB	NAME	COUNTRY	DATE OF BIRTH	LANE	RESULT	
1	1788	Ayano SHIOMI	JPN	26 Nov 99	5	2:05.13	Q
2	1809	Jackline WAMBUI	KEN	8 Feb 00	3	2:05.27	Q
3	1974	Samantha WATSON	USA	10 Nov 99	6	2:06.34	Q
4	1511	Jemima RUSSELL	AUS	5 May 99	8	2:06.84	Q
5	1590	Jinlian TAN	CHN	15 Mar 00	4	2:09.81	
6	1614	Mia Helene MØRCK	DEN	16 Nov 99	7	2:09.82	
7	1881	Klara LUKAN	SLO	8 Sep 00	2	2:10.08	
8	1659	Veera PERÄLÄ	FIN	18 Mar 00	1	2:12.38	

INTERMEDIATE TIMES	400m	Ayano SHIOMI	59.82
--------------------	------	--------------	-------

Heat 2		5	10 July 2018	11:07	START TIME	20° C	60 %
						TEMPERATURE	HUMIDITY
PLACE	BIB	NAME	COUNTRY	DATE OF BIRTH	LANE	RESULT	
1	1651	Fireweyni HAILU	ETH	12 Feb 01	6	2:08.26	Q
2	1512	Carley THOMAS	AUS	26 Dec 00	3	2:08.57	Q
3	1906	Gabriela GAJANOVA	SVK	12 Oct 99	2	2:08.89	Q
4	1784	Chrissani MAY	JAM	7 Aug 99	1	2:09.88	Q
5	1635	Raquel MEAÑOS	ESP	8 Aug 00	5	2:10.13	
6	1616	Freja WÆRNESS	DEN	16 Jun 00	4	2:10.50	
7	1566	Aurora RYNDA	CAN	26 Oct 00	7	2:12.31	
8	1811	Albina DELIU	KOS	26 May 00	8	2:19.84	

INTERMEDIATE TIMES	400m	Fireweyni HAILU	1:05.18
--------------------	------	-----------------	---------

Heat 3		5	10 July 2018	11:15	START TIME	20° C	60 %
						TEMPERATURE	HUMIDITY
PLACE	BIB	NAME	COUNTRY	DATE OF BIRTH	LANE	RESULT	
1	1791	Ayaka KAWATA	JPN	22 Aug 99	7	2:05.08	Q
2	1806	Lydia Jeruto LAGAT	KEN	23 Nov 00	5	2:05.63	Q
3	1679	Maeliss TRAPEAU	FRA	28 Sep 99	6	2:05.72	Q
4	1545	Camille MULS	BEL	24 Mar 99	1	2:06.41	Q
5	1756	Federica CORTESI	ITA	13 Aug 99	2	2:09.27	q
6	1874	Liza KELLERMAN	RSA	16 Sep 99	8	2:10.05	
7	1896	Carolina HERNANDEZ-PITA	SUI	99	4	2:11.52	[.518]
8	1577	Haley WALKER	CAN	1 Feb 00	3	2:12.76	

INTERMEDIATE TIMES	400m	Lydia Jeruto LAGAT	1:00.01
--------------------	------	--------------------	---------

RESULTS
800 Metres Women - Round 1

Heat 4

5

10 July 2018 11:23 START TIME

20° C TEMPERATURE 60 % HUMIDITY

PLACE	BIB	NAME	COUNTRY	DATE OF BIRTH	LANE	RESULT	
1	1946	Caitlyn COLLIER	USA	5 Aug 99	3	2:11.30	Q
2	1682	Isabelle BOFFEY	GBR	13 Apr 00	7	2:11.43	Q
3	1846	Milena KORBUT	POL	8 Aug 00	5	2:11.52 (.516)	Q
4	1708	Majtie KOLBERG	GER	5 Dec 99	2	2:11.61	Q
5	1837	Sanne NJAASTAD	NOR	16 Apr 00	8	2:11.82	
6	1633	María LASA	ESP	14 May 00	4	2:12.04	
7	1886	Shyamali KUMARASINGHE	SRI	11 May 99	6	2:12.91	

INTERMEDIATE TIMES 400m Majtie KOLBERG 1:07.33

Heat 5

5

10 July 2018 11:31 START TIME

21° C TEMPERATURE 53 % HUMIDITY

PLACE	BIB	NAME	COUNTRY	DATE OF BIRTH	LANE	RESULT	
1	1647	Diribe WELTEJI	ETH	13 May 02	4	2:05.18	Q
2	1690	Katy-Ann MCDONALD	GBR	1 Jun 00	8	2:07.24	Q
3	1755	Eloisa COIRO	ITA	1 Dec 00	6	2:07.31	Q
4	1899	Delia SCLABAS	SUI	8 Nov 00	3	2:07.43	Q
5	1772	Shaquena FOOTE	JAM	23 Jul 01	2	2:07.75	q
6	1547	Marharyta KACHANAVA	BLR	1 Feb 99	1	2:07.87	q
7	1745	Jo KEANE	IRL	23 Dec 00	5	2:09.59	q
	1509	Linda Philip MAMUN	ART	01	7	DQ	163.5

NOTE IAAF Rule 163.5 - Leaving the lane before the breakline

INTERMEDIATE TIMES 400m Diribe WELTEJI 1:01.66

ALL-TIME TOP LIST

RESULT	NAME	VENUE	DATE
1:54.01	Pamela JELIMO (KEN)	Zürich (Letzigrund)	29 Aug 08
1:55.45	Caster SEMENYA (RSA)	Bertin (Olympiastadion)	19 Aug 09
1:56.59	Francine NIYONSABA (BDI)	Bruxelles (Boudewijnstadion)	7 Sep 12
1:57.18	Yuan WANG (CHN)	Beijing (NOCAS)	8 Sep 93
1:57.45	Hildegard ULLRICH-KÖRNER (GDR)	Stadion Rošický	31 Aug 78
1:57.62	Yinglai LANG (CHN)	Shanghai	22 Oct 97
1:57.63	Maria de Lurdes MUTOLA (MOZ)	kyo (Olympic Stadium)	26 Aug 91
1:57.74	Sahily DIAGO (CUB)	La Habana (Estadio Panamericano)	25 May 14
1:57.77	Yi LU (CHN)	Beijing (NOCAS)	9 Sep 93
1:57.86	Katrin WÜHN (GDR)	Celje	5 May 84

SEASON TOP LIST

RESULT	NAME	VENUE	2018
2:00.81	Keely SMALL (AUS)	Gold Coast (Carrara Stadium)	12 Apr
2:00.85	Caitlyn COLLIER (USA)	Nashville (USA)	2 Jun
2:00.89	Diribe WELTEJI (ETH)	Assela (ETH)	24 May
2:01.14	Avi'Tal WILSON-PERTEETE (USA)	Sacramento (USA)	25 May
2:01.16	Hirut MESHESHA (ETH)	Assela (ETH)	24 May
2:01.35	Fireweyni HAILU (ETH)	Assela (ETH)	24 May
2:01.46	Samantha WATSON (USA)	Bloomington, IN (USA)	16 Jun
2:02.34	Lydia Jeruto LAGAT (KEN)	Nairobi (KEN)	11 Jun
2:02.71	Ayaka KAWATA (JPN)	Fukuroi (JPN)	3 May
2:02.73	Ayano SHIOMI (JPN)	Osaka (JPN)	20 May



RESULTS



5000 Metres Women - Final

RECORDS	RESULT	NAME	COUNTRY	AGE	VENUE	DATE
World U20 Record	WU20R	14:30.88	Tirunesh DIBABA	ETH	19	Bergen 11 Jun 2004
Championships Record	CR	15:08.06	Genzebe DIBABA	ETH	19	Moncton (Moncton Stadium) 21 Jul 2010
World U20 Leading	WU20L	15:05.21	Meskerem MAMO	ETH	19	Tübingen (GER) 16 Jun 2018
Area U20 Record	AU20R		National U20 Record	NU20R		Personal Best PB
						Season Best SB

10 July 2018 17:39 START TIME 22° C TEMPERATURE 46 % HUMIDITY

PLACE	BIB	NAME	COUNTRY	DATE of BIRTH	ORDER	RESULT
1	1800	Beatrice CHEBET	KEN	5 Mar 00	4	15:30.77 PB
2	1655	Ejgayehu TAYE	ETH	10 Feb 00	1	15:30.87 PB
3	1650	Girmawit GEBRZIAIR	ETH	21 Nov 01	3	15:34.01 PB
4	1929	Sarah CHELANGAT	UGA	5 Jun 01	5	15:43.01
5	1807	Hellen Ekarare LOBUN	KEN	18 Mar 99	8	15:45.07
6	1625	Dolshi TESFU	ERI	17 Jun 99	7	15:52.84 PB
7	1795	Tomomi Musembi TAKAMATSU	JPN	23 Feb 00	12	15:55.74
8	1959	Caitie LOGUE	USA	4 Jan 99	14	15:56.00 PB
9	1972	Emily VENTERS	USA	6 Jun 99	2	15:59.05
10	1592	Yanli ZHAO	CHN	4 Dec 00	13	16:17.64 PB
11	1574	Marie-Lyssa LAFONTAINE	CAN	17 Jun 99	11	16:36.43
12	1938	Bohdana SEMYONOVA	UKR	26 Aug 99	6	16:45.45
13	1532	Clio OZANNE-JAQUES	AUS	17 Jul 99	9	16:46.75
14	1792	Miku MORIBAYASHI	JPN	5 Sep 99	10	17:08.55

INTERMEDIATE TIMES	Distance	Runner	Time
	1000m	Tomomi Musembi TAKAMATSU	3:07.71
	2000m	Tomomi Musembi TAKAMATSU	6:21.37
	3000m	Ejgayehu TAYE	9:35.28
	4000m	Ejgayehu TAYE	12:40.14

ALL-TIME TOP LIST				SEASON TOP LIST			
RESULT	NAME	VENUE	DATE	RESULT	NAME	VENUE	2018
14:30.88	Tirunesh DIBABA (ETH)	Bergen	11 Jun 04	15:05.21	Meskerem MAMO (ETH)	Tübingen (GER)	16 Jun
14:33.32	Letesenbet GIDEY (ETH)	Roma (Stadio Olimpico)	8 Jun 17	15:07.90	Aberash MINSEWO (ETH)	Tübingen (GER)	16 Jun
14:35.18	Sentayehu EJIGU (ETH)	Bergen	11 Jun 04	15:16.53	Hellen Ekarare LOBUN (KEN)	Nobeoka (JPN)	5 May
14:39.96	Lili YIN (CHN)	Shanghai	23 Oct 97	15:23.07	Martha MOKAYA (KEN)	Nobeoka (JPN)	5 May
14:43.29	Emebet ANTENEH (ETH)	Oslo (Bislett)	9 Jun 11	15:29.25	Sarah CHELANGAT (UGA)	Nijmegen (NED)	8 Jun
14:45.33	Lixin LAN (CHN)	Shanghai	21 Oct 97	15:30.39	Fantu WORKU (ETH)	Marseille (FRA)	16 Jun
14:45.71	Liqinq SONG (CHN)	Shanghai	21 Oct 97	15:30.77	Beatrice CHEBET (KEN)	Tampere	10 Jul
14:45.90	Bo JIANG (CHN)	Nanjing	24 Oct 95	15:30.87	Ejgayehu TAYE (ETH)	Tampere	10 Jul
14:45.98	Pauline Chemninq KORIKWIANG (KEN)	Oslo	2 Jun 06	15:31.50	Hawi FEYSA (ETH)	Addis Abeba (ETH)	22 Apr
14:46.71	Sally BARSOSIO (KEN)	Bruxelles	22 Aug 97	15:31.65	Nozomi TANAKA (JPN)	Yamaguchi (JPN)	24 Jun



RACE ANALYSIS



5000 Metres Women - Final

10 July 2018 17:39 START TIME

22° C TEMPERATURE 46 % HUMIDITY

PLACE	BIB	NAME	COUNTRY	DATE of BIRTH	RESULT
		1000m			
		2000m			
		3000m			
		4000m			
1	1800	Beatrice CHEBET	KEN	5 Mar 00	15:30.77 PB
		3:10.62 (7)			
		6:21.59 (5)			
		9:35.60 (5)			
		12:40.57 (3)			
		3:10.97 (5)			2:50.20 (1)
2	1655	Ejgayehu TAYE	ETH	10 Feb 00	15:30.87 PB
		3:10.39 (4)			
		6:21.48 (3)			
		9:35.28 (1)			
		12:40.14 (1)			
		3:11.09 (7)			3:04.86 (2)
		3:13.80 (2)			2:50.73 (2)
3	1650	Girmawit GEBRZIHAI	ETH	21 Nov 01	15:34.01 PB
		3:11.00 (12)			
		6:21.79 (8)			
		9:35.70 (7)			
		12:40.37 (2)			
		3:10.79 (3)			3:04.67 (1)
		3:13.91 (5)			2:53.64 (3)
4	1929	Sarah CHELANGAT	UGA	5 Jun 01	15:43.01
		3:10.92 (10)			
		6:21.52 (4)			
		9:35.39 (3)			
		12:40.67 (4)			
		3:10.60 (1)			3:05.28 (4)
		3:13.87 (4)			3:02.34 (4)
5	1807	Hellen Ekarare LOBUN	KEN	18 Mar 99	15:45.07
		3:10.78 (9)			
		6:21.96 (11)			
		9:35.38 (2)			
		12:40.68 (5)			
		3:11.18 (10)			3:05.30 (5)
		3:13.42 (1)			3:04.39 (5)
6	1625	Dolshi TESFU	ERI	17 Jun 99	15:52.84 PB
		3:10.98 (11)			
		6:21.87 (9)			
		9:35.70 (6)			
		12:45.06 (6)			
		3:10.89 (4)			3:09.36 (6)
		3:13.83 (3)			3:07.78 (7)
7	1795	Tomomi Musembi TAKAMATSU	JPN	23 Feb 00	15:55.74
		3:07.71 (1)			
		6:21.37 (1)			
		9:35.47 (4)			
		12:45.94 (7)			
		3:13.66 (11)			3:10.47 (7)
		3:14.10 (7)			3:09.80 (8)
8	1959	Cailie LOGUE	USA	4 Jan 99	15:56.00 PB
		3:11.16 (13)			
		6:21.89 (10)			
		9:36.16 (10)			
		12:48.41 (9)			
		3:10.73 (2)			3:12.25 (8)
		3:14.27 (8)			3:07.59 (6)
9	1972	Emily VENTERS	USA	6 Jun 99	15:59.05
		3:10.23 (3)			
		6:21.39 (2)			
		9:35.76 (8)			
		12:48.10 (8)			
		3:11.16 (8)			3:12.34 (9)
		3:14.37 (10)			3:10.95 (9)
10	1592	Yanli ZHAO	CHN	4 Dec 00	16:17.64 PB
		3:10.45 (5)			
		6:21.62 (6)			
		9:36.36 (11)			
		13:00.34 (11)			
		3:11.17 (9)			3:23.98 (11)
		3:14.74 (11)			3:17.30 (11)
11	1574	Marie-Lyssa LAFONTAINE	CAN	17 Jun 99	16:36.43
		3:10.62 (6)			
		6:21.64 (7)			
		9:35.95 (9)			
		12:56.54 (10)			
		3:11.02 (6)			3:20.59 (10)
		3:14.31 (9)			3:39.89 (14)
12	1938	Bohdana SEMYONOVA	UKR	26 Aug 99	16:45.45
		3:11.25 (14)			
		6:28.78 (14)			
		9:58.31 (13)			
		13:30.46 (13)			
		3:17.53 (13)			3:32.15 (13)
		3:29.53 (13)			3:14.99 (10)
13	1532	Clio OZANNE-JAQUES	AUS	17 Jul 99	16:46.75
		3:10.77 (8)			
		6:25.47 (12)			
		9:51.61 (12)			
		13:20.60 (12)			
		3:14.70 (12)			3:28.99 (12)
		3:26.14 (12)			3:26.15 (12)
14	1792	Miku MORIBAYASHI	JPN	5 Sep 99	17:08.55
		3:08.32 (2)			
		6:28.72 (13)			
		9:58.50 (14)			
		13:33.66 (14)			
		3:20.40 (14)			3:35.16 (14)
		3:29.78 (14)			3:34.89 (13)



SUMMARY



3000 Metres Steeplechase Women - Round 1

First 3 in each heat (Q) and the next 6 fastest (q) advance to the Final

BIB 1599 NU20R ADDED

RECORDS	RESULT	NAME	COUNTRY	AGE	VENUE	DATE
World U20 Record WU20R	8:58.78	Celliphine Chepteek CHESPOL	KEN	18	Eugene (Hayward Field), OR	26 May 2017
Championships Record CR	9:25.15	Celliphine Chepteek CHESPOL	KEN	17	Bydgoszcz (Stadion Zawisza)	22 Jul 2016
World U20 Leading WU20L	9:01.82	Celliphine Chepteek CHESPOL	KEN	19	Paris (FRA)	30 Jun 2018
Area U20 Record AU20R		National U20 Record NU20R			Personal Best PB	Season Best SB

10 July 2018

RANK	PLACE	HEAT	BIB	NAME	COUNTRY	DATE of BIRTH	RESULT	
1	1	3	1931	Peruth CHEMUTAI	UGA	10 Jul 99	9:34.34	Q
2	1	1	1803	Celliphine Chepteek CHESPOL	KEN	23 Mar 99	9:45.60	Q
3	2	3	1801	Mercy CHEPKURUI	KEN	16 Sep 00	9:50.05	Q
4	1	2	1557	Winfred Mutile YAVI	BRN	31 Dec 99	9:52.23	Q
5	3	3	1654	Etalemahu SINTAYEHU	ETH	23 Feb 01	9:52.92	Q PB
6	2	1	1529	Montanna MCAVOY	AUS	21 Jul 00	9:59.67	Q PB
7	2	2	1642	Agrie BELACHEW	ETH	20 Jan 99	9:59.95	Q SB
8	3	1	1793	Manami NISHIYAMA	JPN	9 Dec 99	10:02.89	Q PB
9	4	1	1926	Derya KUNUR	TUR	1 Sep 99	10:05.60	q NU20R
10	4	3	1709	Lisa OED	GER	2 Jan 99	10:07.79	q SB
11	5	1	1715	Lisa VOGELGESANG	GER	6 Jan 99	10:08.17	q
12	3	2	1948	Kristlin GEAR	USA	20 Jul 99	10:09.08	Q
13	6	1	1952	Alice HILL	USA	6 Aug 99	10:09.15	q PB
14	4	2	1525	Brielle ERBACHER	AUS	28 Feb 99	10:09.43	q PB
15	7	1	1573	Grace FETHERSTONHAUGH	CAN	13 Oct 00	10:09.60	q
16	8	1	1833	Famke HEINST	NED	30 Mar 99	10:12.42	
17	5	3	1668	Astrid SNÄLL	FIN	11 Nov 99	10:12.67	PB
18	6	3	1825	Ikram OUAAZIZ	MAR	6 Jul 99	10:13.97	PB
19	9	1	1670	Jenipher CONTOIS	FRA	26 Jul 99	10:15.89	PB
20	10	1	1599	Sandra ŠRUT	CRO	26 Jan 99	10:19.80	NU20R
21	5	2	1887	Parami Wasanthi MARISTELA	SRI	28 May 01	10:20.12	NU20R
22	6	2	1749	Andrea KOLBEINSDÓTTIR	ISL	8 Feb 99	10:21.26	NU20R
23	7	2	1831	Jasmijn BAKKER	NED	11 Oct 99	10:24.28	
24	8	2	1754	Ludovica CAVALLI	ITA	20 Dec 00	10:24.41	PB
25	9	2	1572	Laura DICKINSON	CAN	19 Jul 99	10:24.64	SB
26	7	3	1677	Emilie RENAUD	FRA	3 Aug 00	10:27.56	
27	10	2	1591	Wanhua TIAN	CHN	24 Feb 99	10:28.52	
28	11	1	1729	Tíra PAVUK	HUN	15 Mar 99	10:31.40	PB
29	11	2	1693	Holly PAGE	GBR	17 Aug 00	10:35.36	
30	12	2	1666	Salla LAUKKANEN	FIN	18 Mar 00	10:36.38	PB
31	13	2	1927	Yonca KUTLUK	TUR	15 Aug 00	10:36.97	PB
32	14	2	1612	Anna Mark HELWIGH	DEN	12 Mar 00	10:37.59	
33	12	1	1626	June ARBEO	ESP	4 Feb 99	10:38.52	
34	8	3	1895	Sibylle HÄRING	SUI	7 Nov 00	10:38.85	
35	9	3	1794	Yuka NOSUE	JPN	24 Apr 00	10:39.24	
36	10	3	1728	Boglárka MÓGOR	HUN	9 Jan 99	10:43.79	
37	11	3	1920	Marwa BOU GHANMI	TUN	3 Nov 00	10:44.23	
38	12	3	1768	Linda PALUMBO	ITA	12 Feb 99	10:44.68	
39	13	1	1506	Clara Macarena BAIOCCHI	ARG	8 Dec 99	10:44.92	
40	13	3	1880	Karin GOŠEK	SLO	1 Nov 00	10:57.31	

SUMMARY
3000 Metres Steeplechase Women - Round 1

10 July 2018

RANK	PLACE	HEAT	BIB	NAME	COUNTRY	DATE of BIRTH	RESULT
------	-------	------	-----	------	---------	---------------	--------

ALL-TIME TOP LIST				SEASON TOP LIST			
RESULT	NAME	VENUE	DATE	RESULT	NAME	VENUE	2018
8:58.78	Celliphine Chepteek CHESPOL (KEN)	ayward Field, OR	26 May 17	9:01.82	Celliphine Chepteek CHESPOL (KEN)	Paris (FRA)	30 Jun
9:12.74	Winfred Mutile YAVI (BRN)	Paris (FRA)	30 Jun 18	9:12.74	Winfred Mutile YAVI (BRN)	Paris (FRA)	30 Jun
9:16.89	Peruth CHEMUTAI (UGA)	Ostrava (CZE)	13 Jun 18	9:16.89	Peruth CHEMUTAI (UGA)	Ostrava (CZE)	13 Jun
9:20.37	Birtukan ADAMU (ETH)	Roma (Stadio Olimpico)	26 May 11	9:29.42	Mercy CHEPKURUI (KEN)	Nairobi (KEN)	11 Jun
9:20.55	Ruth JEBET (BRN)	Zürich (Letzigrund)	28 Aug 14	9:37.62	Fancy CHERONO (KEN)	Nairobi (KEN)	22 Jun
9:20.65	Tiqest GETENT (BRN)	Monaco (Stade Louis II)	17 Jul 15	9:39.90	Mercy WANJIRU (KEN)	Nairobi (KEN)	11 Jun
9:22.51	Almaz AYANA (ETH)	Bruxelles (Boudewijnstadion)	27 Aug 10	9:46.58	Caren CHEBET (KEN)	Shanghai (CHN)	12 May
9:24.51	Ruth Bisibori NYANGAU (KEN)	Daegu	3 Oct 07	9:52.71	Kristlin GEAR (USA)	Tampa, FL (USA)	25 May
9:25.91	Roseline CHEPNGETICH (KEN)	Beijing (National Stadium)	24 Aug 15	9:52.92	Etalemahu SINTAYEHU (ETH)	Tampere	10 Jul
9:26.25	Nian LIU (CHN)	Wuhan	2 Nov 07	9:58.40	Naomi CHEPKEMOI (KEN)	Nairobi (KEN)	22 Jun



RESULTS



3000 Metres Steeplechase Women - Round 1

First 3 in each heat (Q) and the next 6 fastest (q) advance to the Final

BIB 1599 NU20R ADDED

RECORDS	RESULT	NAME	COUNTRY	AGE	VENUE	DATE		
World U20 Record	WU20R	8:58.78	Celliphine Chepteek	CHESPOL	KEN	18	Eugene (Hayward Field), OR	26 May 2017
Championships Record	CR	9:25.15	Celliphine Chepteek	CHESPOL	KEN	17	Bydgoszcz (Stadion Zawisza)	22 Jul 2016
World U20 Leading	WU20L	9:01.82	Celliphine Chepteek	CHESPOL	KEN	19	Paris (FRA)	30 Jun 2018

Area U20 Record **AU20R**

National U20 Record **NU20R**

Personal Best **PB**

Season Best **SB**

Heat 1

3

10 July 2018

09:29 START TIME

19° C

TEMPERATURE

60 %

HUMIDITY

PLACE	BIB	NAME	COUNTRY	DATE OF BIRTH	ORDER	RESULT	
1	1803	Celliphine Chepteek	CHESPOL	KEN	23 Mar 99	2	9:45.60 Q
2	1529	Montanna	MCAVOY	AUS	21 Jul 00	12	9:59.67 Q PB
3	1793	Manami	NISHIYAMA	JPN	9 Dec 99	10	10:02.89 Q PB
4	1926	Derya	KUNUR	TUR	1 Sep 99	13	10:05.60 q NU20R
5	1715	Lisa	VOGELGESANG	GER	6 Jan 99	3	10:08.17 q
6	1952	Alice	HILL	USA	6 Aug 99	5	10:09.15 q PB
7	1573	Grace	FETHERSTONHAUGH	CAN	13 Oct 00	8	10:09.60 q
8	1833	Famke	HEINST	NED	30 Mar 99	7	10:12.42
9	1670	Jenipher	CONTOIS	FRA	26 Jul 99	4	10:15.89 PB
10	1599	Sandra	ŠRUT	CRO	26 Jan 99	6	10:19.80 NU20R
11	1729	Tira	PAVUK	HUN	15 Mar 99	1	10:31.40 PB
12	1626	June	ARBE0	ESP	4 Feb 99	11	10:38.52
13	1506	Clara Macarena	BAIOCCHI	ARG	8 Dec 99	9	10:44.92

INTERMEDIATE TIMES

Celliphine Chepteek CHESPOL 3:16.39

Celliphine Chepteek CHESPOL 6:28.99

Heat 2

3

10 July 2018

09:47 START TIME

19° C

TEMPERATURE

60 %

HUMIDITY

PLACE	BIB	NAME	COUNTRY	DATE OF BIRTH	ORDER	RESULT	
1	1557	Winfred Mutile	YAVI	BRN	31 Dec 99	9	9:52.23 Q
2	1642	Agrie	BELACHEW	ETH	20 Jan 99	8	9:59.95 Q SB
3	1948	Kristlin	GEAR	USA	20 Jul 99	12	10:09.08 Q
4	1525	Brielle	ERBACHER	AUS	28 Feb 99	14	10:09.43 q PB
5	1887	Parami Wasanthi	MARISTELA	SRI	28 May 01	2	10:20.12 NU20R
6	1749	Andrea	KOLBEINSDÓTTIR	ISL	8 Feb 99	7	10:21.26 NU20R
7	1831	Jasmijn	BAKKER	NED	11 Oct 99	13	10:24.28
8	1754	Ludovica	CAVALLI	ITA	20 Dec 00	11	10:24.41 PB
9	1572	Laura	DICKINSON	CAN	19 Jul 99	10	10:24.64 SB
10	1591	Wanhua	TIAN	CHN	24 Feb 99	3	10:28.52
11	1693	Holly	PAGE	GBR	17 Aug 00	1	10:35.36
12	1666	Salla	LAUKKANEN	FIN	18 Mar 00	5	10:36.38 PB
13	1927	Yonca	KUTLUK	TUR	15 Aug 00	6	10:36.97 PB
14	1612	Anna Mark	HELWIGH	DEN	12 Mar 00	4	10:37.59

INTERMEDIATE TIMES

Ludovica CAVALLI 3:26.90

Winfred Mutile YAVI 6:44.80

RESULTS
3000 Metres Steeplechase Women - Round 1

Heat 3

3

10 July 2018 10:04 START TIME

20° C TEMPERATURE 56 % HUMIDITY

PLACE	BIB	NAME	COUNTRY	DATE of BIRTH	ORDER	RESULT	
1	1931	Peruth CHEMUTAI	UGA	10 Jul 99	3	9:34.34	Q
2	1801	Mercy CHEPKURUI	KEN	16 Sep 00	7	9:50.05	Q
3	1654	Etalemahu SINTAYEHU	ETH	23 Feb 01	2	9:52.92	Q PB
4	1709	Lisa OED	GER	2 Jan 99	9	10:07.79	q SB
5	1668	Astrid SNÄLL	FIN	11 Nov 99	8	10:12.67	PB
6	1825	Ikram OUAAZIZ	MAR	6 Jul 99	5	10:13.97	PB
7	1677	Emilie RENAUD	FRA	3 Aug 00	6	10:27.56	
8	1895	Sibylle HÄRING	SUI	7 Nov 00	13	10:38.85	
9	1794	Yuka NOSUE	JPN	24 Apr 00	12	10:39.24	
10	1728	Boglárka MÓGOR	HUN	9 Jan 99	11	10:43.79	
11	1920	Marwa BOU GHANMI	TUN	3 Nov 00	4	10:44.23	
12	1768	Linda PALUMBO	ITA	12 Feb 99	1	10:44.68	
13	1880	Karin GOŠEK	SLO	1 Nov 00	10	10:57.31	

INTERMEDIATE TIMES

Peruth CHEMUTAI	3:18.41
Peruth CHEMUTAI	6:26.77

ALL-TIME TOP LIST

RESULT	NAME	VENUE	DATE
8:58.78	Celliphine Chepteek CHESPOL (KEN)	ayward Field, OR	26 May 17
9:12.74	Winfred Mutile YAVI (BRN)	Paris (FRA)	30 Jun 18
9:16.89	Peruth CHEMUTAI (UGA)	Ostrava (CZE)	13 Jun 18
9:20.37	Birtukan ADAMU (ETH)	Roma (Stadio Olimpico)	26 May 11
9:20.55	Ruth JEBET (BRN)	Zürich (Letzigrund)	28 Aug 14
9:20.65	Tigest GETENT (BRN)	Monaco (Stade Louis II)	17 Jul 15
9:22.51	Almaz AYANA (ETH)	Bruxelles (Boudewijnstadion)	27 Aug 10
9:24.51	Ruth Bisibori NYANGAU (KEN)	Daegu	3 Oct 07
9:25.91	Roseline CHEPNGETICH (KEN)	sijing (National Stadium)	24 Aug 15
9:26.25	Nian LIU (CHN)	Wuhan	2 Nov 07

SEASON TOP LIST

RESULT	NAME	VENUE	2018
9:01.82	Celliphine Chepteek CHESPOL (KEN)	Paris (FRA)	30 Jun
9:12.74	Winfred Mutile YAVI (BRN)	Paris (FRA)	30 Jun
9:16.89	Peruth CHEMUTAI (UGA)	Ostrava (CZE)	13 Jun
9:29.42	Mercy CHEPKURUI (KEN)	Nairobi (KEN)	11 Jun
9:37.62	Fancy CHERONO (KEN)	Nairobi (KEN)	22 Jun
9:39.90	Mercy WANJIRU (KEN)	Nairobi (KEN)	11 Jun
9:46.58	Caren CHEBET (KEN)	Shanghai (CHN)	12 May
9:52.71	Kristlin GEAR (USA)	Tampa, FL (USA)	25 May
9:52.92	Etalemahu SINTAYEHU (ETH)	Tampere	10 Jul
9:58.40	Naomi CHEPKEMOI (KEN)	Nairobi (KEN)	22 Jun

SUMMARY



Pole Vault Women - Qualification

With qualifying standard of 4.25 (Q) or at least the 12 best performers (q) advance to the Final

RECORDS	RESULT	NAME	COUNTRY	AGE	VENUE	DATE	
World U20 Record	WU20R	4.71 Wilma MURTO	FIN	18	Zweibrücken	31 Jan 2016	
Championships Record	CR	4.55 Angelica MOSER	SUI	19	Bydgoszcz (Stadion Zawisza)	21 Jul 2016	
World U20 Leading	WU20L	4.60 Lisa GUNNARSSON	SWE	19	Austin, TX (USA)	31 Mar 2018	
Area U20 Record	AU20R	National U20 Record	NU20R	Personal Best	PB	Season Best	SB

10 July 2018

RANK	PLACE	GROUP	BIB	NAME	COUNTRY	DATE of BIRTH	RESULT	
1	1	A	2378	Alice MOINDROT	FRA	20 Aug 99	4.20	q
1	1	B	2353	Amálie ŠVÁBÍKOVÁ	CZE	22 Nov 99	4.20	q
1	1	A	2365	Saga ANDERSSON	FIN	30 Mar 00	4.20	q
1	1	B	2302	Yelizaveta BONDARENKO	ANA	1 Jul 99	4.20	q
1	1	B	2340	Zuocheng WU	CHN	26 May 99	4.20	q SB
6	3	A	2338	Chunge NIU	CHN	14 Feb 00	4.20	q PB
7	4	A	2461	Lisa GUNNARSSON	SWE	20 Aug 99	4.20	q
8	4	B	2380	Molly CAUDERY	GBR	17 Mar 00	4.20	q
9	5	B	2442	Olivia MCTAGGART	NZL	9 Jan 00	4.20	q
10	5	A	2488	Rachel BAXTER	USA	5 Apr 99	4.20	q
11	6	B	2492	Julia FIXSEN	USA	13 Nov 00	4.10	q
11	6	B	2361	Meritxell BENITO	ESP	25 Sep 99	4.10	q
13	6	A	2477	Mesure Tutku YILMAZ	TUR	00	4.10	
13	6	A	2391	Zoe JAKOB	GER	2 Sep 00	4.10	PB
15	8	A	2458	Nastja MODIC	SLO	28 Jan 99	4.10	PB
16	8	B	2395	Dovilè Michelle SCHEUTZOW	GER	23 Sep 00	3.95	
17	9	A	2363	Alicia RASO	ESP	26 Aug 99	3.95	
17	9	B	2399	Ariadni ADAMOPOULOU	GRE	19 Dec 00	3.95	
19	10	A	2441	Imogen AYRIS	NZL	12 Dec 00	3.95	
20	10	B	2504	Carmen VILLANUEVA	VEN	19 Aug 99	3.95	
21	11	B	2416	Maria Roberta GHERCA	ITA	9 Mar 00	3.95	
21	11	A	2414	Rebecca DE MARTIN	ITA	17 Mar 99	3.95	
23	12	B	2319	Isabel DEMARCO	BRA	13 Jun 99	3.95	PB
24	12	A	2403	Hanga KLEKNER	HUN	24 Sep 99	3.80	
24	13	B	2373	Anna AIRAULT	FRA	30 Sep 00	3.80	
26	14	B	2463	Linnea JÖNSSON	SWE	99	3.80	
27	13	A	2306	Lauren HYDE-COOLING	AUS	20 Jan 00	3.65	
		A	2303	Aksana GATAULLINA	ANA	17 Jul 00	NM	

ALL-TIME TOP LIST				SEASON TOP LIST			
RESULT	NAME	VENUE	DATE	RESULT	NAME	VENUE	2018
4.64	Eliza MCCARTNEY (NZL)	Auckland (Mount Smart)	19 Dec 15	4.60	Lisa GUNNARSSON (SWE)	Austin, TX (USA)	31 Mar
4.61	Alena LUTKOVSKAYA (RUS)	Irkutsk	21 May 15	4.53	Molly CAUDERY (GBR)	Mannheim (GER)	23 Jun
4.60	Robeilys PEINADO (VEN)	Barquisimeto	20 May 15	4.45	Amálie ŠVÁBÍKOVÁ (CZE)	Praha (CZE)	7 May
4.60	Lisa GUNNARSSON (SWE)	Austin, TX (USA)	31 Mar 18	4.42	Alice MOINDROT (FRA)	Aubiére (FRA)	16 Jun
4.59	Nina KENNEDY (AUS)	Perth (Western AAC), AUS	14 Feb 15	4.42	Rachel BAXTER (USA)	Bloomington, IN (USA)	17 Jun
4.58	Angelica BENGTSOON (SWE)	Sollentuna	5 Jul 12	4.40	Yelizaveta BONDARENKO (RUS)	Smolensk (RUS)	29 May
4.57	Angelica MOSER (SUI)	Frauenkapellen	2 Aug 16	4.40	Olivia MCTAGGART (NZL)	Mannheim (GER)	23 Jun
4.53	Molly CAUDERY (GBR)	Mannheim (GER)	23 Jun 18	4.37	Saga ANDERSSON (FIN)	Turku (FIN)	19 Jun
4.52	Wilma MURTO (FIN)	Turku	29 Jun 16	4.35	Aksana GATAULLINA (ANA)	Zhukovskiy (RUS)	30 Jun
4.50	Valeriya VOLIK (RUS)	Krasnodar	4 Jun 08	4.30	Qiaoling CHEN (CHN)	Zhuzhou (CHN)	17 Apr
4.50	Liz PARNOV (AUS)	Perth, AUS	17 Feb 12				
4.50	Amálie ŠVÁBÍKOVÁ (CZE)	Trinec	11 Jun 17				



RESULTS
Pole Vault Women - Qualification

Group B

10 July 2018 16:23 START TIME 23° C TEMPERATURE 38 % HUMIDITY
18:05 END TIME 23° C 44 %

PLACE	BIB	NAME	COUNTRY	DATE of BIRTH	ORDER	RESULT	3.65	3.80	3.95	4.10	4.20	4.25						
1	2302	Yelizaveta BONDARENKO	ANA	1 Jul 99	8	4.20 q	-	-	-	0	0							
1	2353	Amálie ŠVÁBÍKOVÁ	CZE	22 Nov 99	3	4.20 q	-	-	0	0	0							
1	2340	Zuocheng WU	CHN	26 May 99	6	4.20 q SB	-	-	0	0	0							
4	2380	Molly CAUDERY	GBR	17 Mar 00	4	4.20 q	-	-	0	XO	XO							
5	2442	Olivia MCTAGGART	NZL	9 Jan 00	11	4.20 q	-	0	XXO	0	XO							
6	2361	Merixell BENITO	ESP	25 Sep 99	14	4.10 q	XO	0	0	0	XXX							
6	2492	Julia FIXSEN	USA	13 Nov 00	13	4.10 q	-	-	XO	0	XXX							
8	2395	Dovilė Michelle SCHEUTZOW	GER	23 Sep 00	9	3.95	0	0	0	XXX								
9	2399	Ariadni ADAMOPOULOU	GRE	19 Dec 00	12	3.95	-	XO	0	XXX								
10	2504	Carmen VILLANUEVA	VEN	19 Aug 99	5	3.95	0	0	XO	XXX								
11	2416	Maria Roberta GHERCA	ITA	9 Mar 00	1	3.95	0	XO	XO	XXX								
12	2319	Isabel DEMARCO	BRA	13 Jun 99	7	3.95 PB	-	0	XXO	XXX								
13	2373	Anna AIRAULT	FRA	30 Sep 00	10	3.80	-	0	XXX									
14	2463	Linnea JÖNSSON	SWE	99	2	3.80	0	XO	XXX									

ALL-TIME TOP LIST				SEASON TOP LIST			
RESULT	NAME	VENUE	DATE	RESULT	NAME	VENUE	2018
4.64	Eliza MCCARTNEY (NZL)	Auckland (Mount Smart)	19 Dec 15	4.60	Lisa GUNNARSSON (SWE)	Austin, TX (USA)	31 Mar
4.61	Alena LUTKOVSKAYA (RUS)	Irkutsk	21 May 15	4.53	Molly CAUDERY (GBR)	Mannheim (GER)	23 Jun
4.60	Robeilys PEINADO (VEN)	Barquisimeto	20 May 15	4.45	Amálie ŠVÁBÍKOVÁ (CZE)	Praha (CZE)	7 May
4.60	Lisa GUNNARSSON (SWE)	Austin, TX (USA)	31 Mar 18	4.42	Alice MOINDROT (FRA)	Aubiére (FRA)	16 Jun
4.59	Nina KENNEDY (AUS)	Perth (Western AAC), AUS	14 Feb 15	4.42	Rachel BAXTER (USA)	Bloomington, IN (USA)	17 Jun
4.58	Anqelica BENGTSSON (SWE)	Sollentuna	5 Jul 12	4.40	Yelizaveta BONDARENKO (RUS)	Smolensk (RUS)	29 May
4.57	Anqelica MOSER (SUI)	Frauenkapellen	2 Aug 16	4.40	Olivia MCTAGGART (NZL)	Mannheim (GER)	23 Jun
4.53	Molly CAUDERY (GBR)	Mannheim (GER)	23 Jun 18	4.37	Saqa ANDERSSON (FIN)	Turku (FIN)	19 Jun
4.52	Wilma MURTO (FIN)	Turku	29 Jun 16	4.35	Aksana GATAULLINA (ANA)	Zhukovskiy (RUS)	30 Jun
4.50	Valeriya VOLIK (RUS)	Krasnodar	4 Jun 08	4.30	Qiaoling CHEN (CHN)	Zhuzhou (CHN)	17 Apr
4.50	Liz PARNOV (AUS)	Perth, AUS	17 Feb 12				
4.50	Amálie ŠVÁBÍKOVÁ (CZE)	Trinec	11 Jun 17				



SUMMARY



Discus Throw Women - Qualification

With qualifying standard of 53.00 (Q) or at least the 12 best performers (q) advance to the Final

BIB 2479 QUALIFIED TO THE FINAL BIB 2387 NOT QUALIFIED

RECORDS	RESULT	NAME	COUNTRY	AGE	VENUE	DATE
World U20 Record WU20R	74.40	Ilke WYLUDDA	GDR	19	Berlin	13 Sep 1988
Championships Record CR	68.24	Ilke WYLUDDA	GDR	19	Sudbury (Laurentian University Stadium)	31 Jul 1988
World U20 Leading WU20L	60.24	Alexandra EMILIANOV	MDA	19	Waco (USA)	12 May 2018
Area U20 Record AU20R		National U20 Record NU20R		Personal Best PB		Season Best SB

10 July 2018

RANK	PLACE	GROUP	BIB	NAME	COUNTRY	DATE of BIRTH	RESULT	
1	1	A	2436	Alexandra EMILIANOV	MDA	19 Sep 99	57.05	Q
2	1	B	2368	Helena LEVEELAHTI	FIN	30 Sep 99	54.87	Q
3	2	B	2351	Silinda Oneisi MORALES	CUB	30 Aug 00	54.05	Q
4	3	B	2440	Jorinde VAN KLINKEN	NED	2 Feb 00	53.58	Q
5	4	B	2500	Alyssa WILSON	USA	20 Feb 99	53.32	Q
6	2	A	2341	Huanhuan YANG	CHN	3 Jan 00	52.76	q
7	5	B	2346	Marija TOLJ	CRO	29 Nov 99	51.77	q
8	6	B	2342	Yuanyuan YIN	CHN	8 Oct 00	51.59	q
9	7	B	2321	Valquiria MEURER	BRA	18 Aug 99	50.92	q
10	8	B	2479	Daria HARKUSHA	UKR	20 Apr 00	50.12	q
11	9	B	2430	Maki SAITO	JPN	13 Feb 01	49.84	q
12	3	A	2379	Amanda NGANDU-NTUMBA	FRA	24 Jun 00	49.81	q
13	10	B	2387	Leia BRAUNAGEL	GER	5 Oct 00	48.97	
14	4	A	2483	Obiageri AMAECHI	USA	12 Mar 99	48.94	
15	5	A	2412	Estel VALEANU	ISR	1 Aug 99	48.70	
16	6	A	2356	Annesofie Hartmann NIELSEN	DEN	22 Sep 00	48.64	
17	7	A	2438	Enid DUUT	NED	18 May 99	48.59	
18	8	A	2465	Caisa-Marie LINDFORS	SWE	00	48.49	
19	9	A	2308	Talosaga KIA	AUS	6 Sep 01	48.44	
20	10	A	2398	Charleen ZOSCHKE	GER	29 Jan 99	48.22	
21	11	B	2407	Arpandeeep KAUR	IND	15 Jan 99	48.17	
22	12	B	2328	Grace TENNANT	CAN	2 Feb 99	48.12	
23	11	A	2329	Trinity TUTTI	CAN	3 May 00	47.81	
24	12	A	2315	Mediha SALKIC	BIH	22 Feb 99	46.69	
25	13	B	2455	Ioana Diana TIGANASU	ROU	16 Jan 00	45.18	
26	13	A	2406	M. KARUNIYA	IND	00	43.96	
27	14	B	2330	Lacee BARNES	CAY	19 Aug 99	42.41	
28	14	A	2446	Agnieszka KULAK	POL	3 Jul 99	39.27	
		A	2350	Melany del Pilar MATHEUS	CUB	19 Jan 01	NM	

ALL-TIME TOP LIST				SEASON TOP LIST			
RESULT	NAME	VENUE	DATE	RESULT	NAME	VENUE	2018
74.40	Ilke WYLUDDA (GDR)	Berlin	13 Sep 88	60.24	Alexandra EMILIANOV (MDA)	Waco (USA)	12 May
67.38	Irina MESZYNSKI (GDR)	Berlin	14 Aug 81	59.02	Jorinde VAN KLINKEN (NED)	Halle (GER)	27 May
67.00	Jana GÜNTHER (GDR)	Potsdam	20 Aug 87	57.90	Marija TOLJ (CRO)	Split (CRO)	3 Mar
66.80	Svetla MITKOVA-SINIRTAS (BUL)	Sofia	21 Aug 82	56.98	Obiageri AMAECHI (USA)	Bloomington, IN (USA)	15 Jun
66.60	Astrid KUMBERNUSS (GDR)	Berlin	20 Jul 88	56.39	Melany del Pilar MATHEUS (CUB)	Las Tunas (CUB)	10 Feb
66.34	Franka DIETZSCH (GDR)	Saint-Denis	11 Jun 87	55.58	Makenli FORREST (USA)	Coral Gables, FL (USA)	12 May
66.30	Jana LAURÉN (GDR)	Karl-Marx-Stadt	18 Jun 89	55.11	Alyssa WILSON (USA)	Westwood (USA)	29 Apr
66.08	Qi CAO (CHN)	Beijing (INOCAS)	12 Sep 93	55.02	Helena LEVEELAHTI (FIN)	Kokemäki (FIN)	28 Jun
65.96	Grit HAUPT-HAMMER (GDR)	Leipzig	13 Jul 84	55.00	Ashley ANUMBA (USA)	Philadelphia (USA)	6 May
65.22	Daniela COSTIAN (ROU)	Nitra	26 Aug 84	54.68	Silinda Oneisi MORALES (CUB)	Las Tunas (CUB)	10 Feb



RESULTS



Discus Throw Women - Qualification

With qualifying standard of 53.00 (Q) or at least the 12 best performers (q) advance to the Final

BIB 2479 QUALIFIED TO THE FINAL BIB 2387 NOT QUALIFIED

RECORDS	RESULT	NAME	COUNTRY	AGE	VENUE	DATE
World U20 Record WU20R	74.40	Ilke WYLUDDA	GDR	19	Berlin	13 Sep 1988
Championships Record CR	68.24	Ilke WYLUDDA	GDR	19	Sudbury (Laurentian University Stadium)	31 Jul 1988
World U20 Leading WU20L	60.24	Alexandra EMILIANOV	MDA	19	Waco (USA)	12 May 2018
Area U20 Record AU20R	National U20 Record NU20R	Personal Best PB	Season Best SB			

Group A

10 July 2018 16:45 START TIME 23° C TEMPERATURE 38% HUMIDITY
17:24 END TIME 22° C 46%

PLACE	BIB	NAME	COUNTRY	DATE OF BIRTH	ORDER	RESULT	1	2	3
1	2436	Alexandra EMILIANOV	MDA	19 Sep 99	15	57.05 Q	57.05	-	-
2	2341	Huanhuan YANG	CHN	3 Jan 00	5	52.76 q	49.28	X	52.76
3	2379	Amanda NGANDU-NTUMBA	FRA	24 Jun 00	7	49.81 q	49.81	X	48.25
4	2483	Obiageri AMAECHI	USA	12 Mar 99	9	48.94	X	X	48.94
5	2412	Estel VALEANU	ISR	1 Aug 99	1	48.70	48.70	X	47.78
6	2356	Annesofie Hartmann NIELSEN	DEN	22 Sep 00	11	48.64	48.64	48.02	45.10
7	2438	Enid DUUT	NED	18 May 99	12	48.59	48.59	48.32	X
8	2465	Caisa-Marie LINDFORS	SWE	00	13	48.49	48.49	44.82	45.81
9	2308	Talosaga KIA	AUS	6 Sep 01	14	48.44	48.44	46.61	X
10	2398	Charleen ZOSCHKE	GER	29 Jan 99	10	48.22	48.22	47.84	X
11	2329	Trinity TUTTI	CAN	3 May 00	3	47.81	X	47.81	X
12	2315	Mediha SALKIC	BIH	22 Feb 99	2	46.69	X	46.69	X
13	2406	M. KARUNIYA	IND	00	8	43.96	X	42.92	43.96
14	2446	Agnieszka KULAK	POL	3 Jul 99	4	39.27	39.27	X	X
	2350	Melany del Pilar MATHEUS	CUB	19 Jan 01	6	NM	X	X	X

Group B

10 July 2018 18:09 START TIME 23° C TEMPERATURE 44% HUMIDITY
18:45 END TIME 23° C 44%

PLACE	BIB	NAME	COUNTRY	DATE OF BIRTH	ORDER	RESULT	1	2	3
1	2368	Helena LEVEELAHTI	FIN	30 Sep 99	10	54.87 Q	51.12	54.87	
2	2351	Silinda Oneisi MORALES	CUB	30 Aug 00	11	54.05 Q	54.05		
3	2440	Jorinde VAN KLINKEN	NED	2 Feb 00	2	53.58 Q	53.58		
4	2500	Alyssa WILSON	USA	20 Feb 99	7	53.32 Q	53.32		
5	2346	Marija TOLJ	CRO	29 Nov 99	3	51.77 q	51.77	X	X
6	2342	Yuanyuan YIN	CHN	8 Oct 00	9	51.59 q	50.89	51.59	50.75
7	2321	Valquiria MEURER	BRA	18 Aug 99	1	50.92 q	41.97	50.92	48.10
8	2479	Daria HARKUSHA	UKR	20 Apr 00	14	50.12 q	X	X	50.12
9	2430	Maki SAITO	JPN	13 Feb 01	8	49.84 q	47.87	49.82	49.84
10	2387	Leia BRAUNAGEL	GER	5 Oct 00	4	48.97	X	48.97	X
11	2407	Arpandeeep KAUR	IND	15 Jan 99	13	48.17	41.16	46.74	48.17
12	2328	Grace TENNANT	CAN	2 Feb 99	6	48.12	48.12	X	46.92
13	2455	Ioana Diana TIGANASU	ROU	16 Jan 00	5	45.18	X	45.18	X
14	2330	Lacee BARNES	CAY	19 Aug 99	12	42.41	X	35.54	42.41

ALL-TIME TOP LIST

RESULT	NAME	VENUE	DATE
74.40	Ilke WYLUDDA (GDR)	Berlin	13 Sep 88
67.38	Irina MESZYNSKI (GDR)	Berlin	14 Aug 81
67.00	Jana GÜNTHER (GDR)	Potsdam	20 Aug 87
66.80	Svetla MITKOVA-SINIRTAS (BUL)	Sofia	21 Aug 82
66.60	Astrid KUMBERNUSS (GDR)	Berlin	20 Jul 88
66.34	Franka DIETZSCH (GDR)	Saint-Denis	11 Jun 87
66.30	Jana LAURÉN (GDR)	Karl-Marx-Stadt	18 Jun 89
66.08	Qi CAO (CHN)	Beijing (INOCAS)	12 Sep 93
65.96	Grit HAAPT-HAMMER (GDR)	Leipzig	13 Jul 84
65.22	Daniela COSTIAN (ROU)	Nitra	26 Aug 84

SEASON TOP LIST

RESULT	NAME	VENUE	2018
60.24	Alexandra EMILIANOV (MDA)	Waco (USA)	12 May
59.02	Jorinde VAN KLINKEN (NED)	Halle (GER)	27 May
57.90	Marija TOLJ (CRO)	Split (CRO)	3 Mar
56.98	Obiageri AMAECHI (USA)	Bloomington, IN (USA)	15 Jun
56.39	Melany del Pilar MATHEUS (CUB)	Las Tunas (CUB)	10 Feb
55.58	Makenli FORREST (USA)	Coral Gables, FL (USA)	12 May
55.11	Alyssa WILSON (USA)	Westwood (USA)	29 Apr
55.02	Helena LEVEELAHTI (FIN)	Kokemäki (FIN)	28 Jun
55.00	Ashley ANUMBA (USA)	Philadelphia (USA)	6 May
54.68	Silinda Oneisi MORALES (CUB)	Las Tunas (CUB)	10 Feb



SUMMARY



Javelin Throw Women - Qualification

With qualifying standard of 53.50 (Q) or at least the 12 best performers (q) advance to the Final

RECORDS	RESULT	NAME	COUNTRY	AGE	VENUE	DATE
World U20 Record WU20R	63.86	Yulenmis AGUILAR	CUB	19	Edmonton (Foote Field)	2 Aug 2015
Championships Record CR	63.01	Vera REBRIK	UKR	19	Bydgoszcz (Zdzislaw Krzyszkowiak)	10 Jul 2008
World U20 Leading WU20L	56.86	Tomoka KUWAZOE	JPN	19	Hiratsuka (JPN)	15 Jun 2018
Area U20 Record AU20R	National U20 Record NU20R	Personal Best PB	Season Best SB			

10 July 2018

RANK	PLACE	GROUP	BIB	NAME	COUNTRY	DATE OF BIRTH	RESULT	
1	1	A	2421	Sara ZABARINO	ITA	1 Aug 99	53.99	Q PB
2	1	B	2420	Carolina VISCA	ITA	31 May 00	53.49	q
3	2	A	2360	Yuleixi Anaí ANGULO	ECU	2 Jan 01	52.62	q
4	3	A	2428	Tomoka KUWAZOE	JPN	1 Feb 99	52.04	q
5	2	B	1940	Alina SHUKH	UKR	12 Feb 99	51.76	q
6	4	A	2472	Münevver HANCI	TUR	25 Jan 01	51.25	q
7	3	B	2485	Dana BAKER	USA	7 Oct 99	51.09	q
8	4	B	2468	Hui-Jun LI	TPE	12 May 99	50.95	q
9	5	A	2457	Zoja ŠUŠTERŠIČ	SLO	29 May 00	50.83	q
10	5	B	2366	Elina KINNUNEN	FIN	5 Jan 99	50.23	q
11	6	B	2320	Fabielle Samira FERREIRA	BRA	20 Oct 99	50.16	q
12	6	A	2332	Qianqian DAI	CHN	23 Aug 00	49.81	q
13	7	A	2371	Roosa YLÖNEN	FIN	29 Apr 99	49.64	
14	8	A	2491	Maura FIAMONCINI	USA	23 Jun 99	48.91	
15	7	B	2431	Sae TAKEMOTO	JPN	23 Nov 99	48.80	
16	8	B	2372	Jona AIGOUY	FRA	19 Apr 99	48.67	
17	9	B	2470	Talena MURRAY	TTO	28 Oct 99	48.36	
18	9	A	2397	Julia ULBRICHT	GER	28 Nov 00	47.88	
19	10	B	2326	Keira MCCARRELL	CAN	15 May 99	47.85	
20	10	A	2482	Oleksandra ZARYTSKA	UKR	21 Jul 99	47.59	
21	11	B	2307	Lara ILIEVSKI	AUS	3 Jun 00	45.34	
22	11	A	2310	Alexandra ROBERTS	AUS	9 Apr 01	45.04	
23	12	A	2445	Joanna HAJDROWSKA	POL	28 Aug 99	44.58	
24	12	B	2404	Fanni MÁTÉ	HUN	4 Aug 99	43.44	

ALL-TIME TOP LIST				SEASON TOP LIST			
RESULT	NAME	VENUE	DATE	RESULT	NAME	VENUE	2018
63.86	Yulenmis AGUILAR (CUB)	Edmonton (Foote Field)	2 Aug 15	56.86	Tomoka KUWAZOE (JPN)	Hiratsuka (JPN)	15 Jun
63.01	Vera REBRIK (UKR)	Bydgoszcz (Zdzislaw Krzyszkowiak)	10 Jul 08	56.79	Carolina VISCA (ITA)	Firenze (ITA)	27 Apr
62.93	Juan XUE (CHN)	Changsha	27 Oct 03	56.50	Hui-Jun LI (TPE)	Taipei (TPE)	25 May
62.11	Maria ANDREJCZYK (POL)	Cetniewo (OPO)	1 Aug 15	56.21	Maura FIAMONCINI (USA)	Selinsgrove, PA (USA)	31 Mar
62.09	Li ZHANG (CHN)	Beijing (National Stadium)	25 May 08	55.46	Qianqian DAI (CHN)	Chengdu (CHN)	1 Apr
61.99	Yaninq WANG (CHN)	Huizhou	14 Oct 99	55.39	Mailen BROOKS (CUB)	La Habana (CUB)	9 Jun
61.96	Sofi FLINK (SWE)	Moskva (Luzhniki)	16 Aug 13	55.27	Yinq WANG (CHN)	Chengdu (CHN)	5 Apr
61.79	Nikolett SZABÓ (HUN)	Schwechat	23 May 99	55.02	Alina SHUKH (UKR)	Leiria (POR)	10 Mar
61.61	Chunfenq CHANG (CHN)	Chengdu	4 Jun 07	54.28	Dana BAKER (USA)	Bloomington, IN (USA)	15 Jun
61.49	Lili LIANG (CHN)	Benxi	1 Jun 02	54.16	Sae TAKEMOTO (JPN)	Gifu (JPN)	8 Jun



RESULTS



Javelin Throw Women - Qualification

With qualifying standard of 53.50 (Q) or at least the 12 best performers (q) advance to the Final

RECORDS	RESULT	NAME	COUNTRY	AGE	VENUE	DATE	
World U20 Record	WU20R	63.86	Yulenmis AGUILAR	CUB	19	Edmonton (Foote Field) 2 Aug 2015	
Championships Record	CR	63.01	Vera REBRIK	UKR	19	Bydgoszcz (Zdzislaw Krzyszkowiak) 10 Jul 2008	
World U20 Leading	WU20L	56.86	Tomoka KUWAZOE	JPN	19	Hiratsuka (JPN) 15 Jun 2018	
Area U20 Record	AU20R	National U20 Record	NU20R	Personal Best	PB	Season Best	SB

Group A

10 July 2018 09:02 START TIME 19° C 60% HUMIDITY
09:32 END TIME 19° C 60%

PLACE	BIB	NAME	COUNTRY	DATE OF BIRTH	ORDER	RESULT	1	2	3
1	2421	Sara ZABARINO	ITA	1 Aug 99	1	53.99 Q PB	51.81	51.18	53.99
2	2360	Yuleixi Anaí ANGULO	ECU	2 Jan 01	2	52.62 q	52.62	X	49.97
3	2428	Tomoka KUWAZOE	JPN	1 Feb 99	11	52.04 q	48.45	52.04	48.64
4	2472	Münevver HANCI	TUR	25 Jan 01	12	51.25 q	47.85	49.33	51.25
5	2457	Zoja ŠUŠTERŠIČ	SLO	29 May 00	5	50.83 q	50.64	50.36	50.83
6	2332	Qianqian DAI	CHN	23 Aug 00	9	49.81 q	49.81	47.29	X
7	2371	Roosa YLÖNEN	FIN	29 Apr 99	3	49.64	49.64	X	44.15
8	2491	Maura FIAMONCINI	USA	23 Jun 99	8	48.91	48.91	X	45.36
9	2397	Julia ULBRICHT	GER	28 Nov 00	10	47.88	47.00	X	47.88
10	2482	Oleksandra ZARYTSKA	UKR	21 Jul 99	7	47.59	42.91	41.74	47.59
11	2310	Alexandra ROBERTS	AUS	9 Apr 01	4	45.04	39.84	42.48	45.04
12	2445	Joanna HAJDROWSKA	POL	28 Aug 99	6	44.58	44.58	X	43.19

Group B

10 July 2018 10:20 START TIME 20° C 56% HUMIDITY
10:55 END TIME 20° C 60%

PLACE	BIB	NAME	COUNTRY	DATE OF BIRTH	ORDER	RESULT	1	2	3
1	2420	Carolina VISCA	ITA	31 May 00	3	53.49 q	48.47	53.05	53.49
2	1940	Alina SHUKH	UKR	12 Feb 99	12	51.76 q	43.74	51.76	49.43
3	2485	Dana BAKER	USA	7 Oct 99	5	51.09 q	50.03	51.09	46.86
4	2468	Hui-Jun LI	TPE	12 May 99	6	50.95 q	46.92	47.77	50.95
5	2366	Elina KINNUNEN	FIN	5 Jan 99	7	50.23 q	45.47	50.23	47.48
6	2320	Fabielle Samira FERREIRA	BRA	20 Oct 99	10	50.16 q	50.16	48.81	48.67
7	2431	Sae TAKEMOTO	JPN	23 Nov 99	11	48.80	48.80	47.94	46.94
8	2372	Jona AIGOUY	FRA	19 Apr 99	2	48.67	45.98	48.67	45.38
9	2470	Talena MURRAY	TTO	28 Oct 99	1	48.36	41.98	48.36	43.85
10	2326	Keira MCCARRELL	CAN	15 May 99	8	47.85	44.63	X	47.85
11	2307	Lara ILIEVSKI	AUS	3 Jun 00	4	45.34	X	43.14	45.34
12	2404	Fanni MÁTÉ	HUN	4 Aug 99	9	43.44	43.26	X	43.44

ALL-TIME TOP LIST				SEASON TOP LIST			
RESULT	NAME	VENUE	DATE	RESULT	NAME	VENUE	2018
63.86	Yulenmis AGUILAR (CUB)	Edmonton (Foote Field)	2 Aug 15	56.86	Tomoka KUWAZOE (JPN)	Hiratsuka (JPN)	15 Jun
63.01	Vera REBRIK (UKR)	Bydgoszcz (Zdzislaw Krzyszkowiak)	10 Jul 08	56.79	Carolina VISCA (ITA)	Firenze (ITA)	27 Apr
62.93	Juan XUE (CHN)	Changsha	27 Oct 03	56.50	Hui-Jun LI (TPE)	Taipei (TPE)	25 May
62.11	Maria ANDREJCZYK (POL)	Cetniewo (OPO)	1 Aug 15	56.21	Maura FIAMONCINI (USA)	Selinsgrove, PA (USA)	31 Mar
62.09	Li ZHANG (CHN)	Beijing (National Stadium)	25 May 08	55.46	Qianqian DAI (CHN)	Chengdu (CHN)	1 Apr
61.99	Yaning WANG (CHN)	Huizhou	14 Oct 99	55.39	Maitlen BROOKS (CUB)	La Habana (CUB)	9 Jun
61.96	Sofi FLINK (SWE)	Moskva (Luzhniki)	16 Aug 13	55.27	Yinq WANG (CHN)	Chengdu (CHN)	5 Apr
61.79	Nikolett SZABÓ (HUN)	Schwechat	23 May 99	55.02	Alina SHUKH (UKR)	Leiria (POR)	10 Mar
61.61	Chunfenq CHANG (CHN)	Chengdu	4 Jun 07	54.28	Dana BAKER (USA)	Bloomington, IN (USA)	15 Jun
61.49	Lili LIANG (CHN)	Benxi	1 Jun 02	54.16	Sae TAKEMOTO (JPN)	Gifu (JPN)	8 Jun



MEDAL TABLE

After Day 1 (10 July 2018), 3 of 44 Events

PLACE	COUNTRY	TOTAL	GOLD				SILVER				BRONZE			
			W	M	X	TOTAL	W	M	X	TOTAL	W	M	X	
1	KEN KENYA	2	1	1										
2	RSA SOUTH AFRICA	1		1		1	1							
3	ETH ETHIOPIA	3	2	1			1	1		2	1	1		
4	UGA UGANDA	1		1			1	1						
	USA UNITED STATES	1		1			1	1						
6	GRE GREECE	1		1						1	1			



RECORDS SET

After Day 1 (10 July 2018), 3 of 44 Events

Men

Men Total

0	1	2	2	5
---	---	---	---	---

100 Metres

157	GURUNG Mipham Yoezer - BHU	12.05	h	4						NU20R
431	SHARIF Rahmie - JOR	11.33	h	1						NU20R

10,000 Metres

455	KIPRUTO Rhonex - KEN	27:21.08	f							CR	WU20L
-----	----------------------	----------	---	--	--	--	--	--	--	----	-------

Shot Put (6kg)

1267	BLIGNAUT Kyle - RSA	22.07	f							WU20L	AU20R	NU20R
1309	PIPERI Adrian - USA	22.06	f								AU20R	NU20R
1200	MOUZENIDIS Odysseas - GRE	21.07	f									NU20R

Women

Women Total

0	0	0	0	5
---	---	---	---	---

400 Metres

1826	HASSAN Aishath Himna - MDV	59.76	h	1								NU20R
------	----------------------------	-------	---	---	--	--	--	--	--	--	--	-------

3000 Metres Steeplechase

1749	KOLBEINSDÓTTIR Andrea - ISL	10:21.26	h	2								NU20R
1599	ŠRUT Sandra - CRO	10:19.80	h	1								NU20R
1887	MARISTELA Parami Wasanthi - SRI	10:20.12	h	2								NU20R
1926	KUNUR Derya - TUR	10:05.60	h	1								NU20R

MEN + WOMEN Total

0	1	2	2	10
---	---	---	---	----



PLACING TABLE

After Day 1 (10 July 2018), 3 of 44 Events

PLACE	POINTS	COUNTRY	Gold	Silver	Bronze	Fourth	Fifth	Sixth	Seventh	Eighth
1	25	KEN KENYA	2			1	1			
2	23	ETH ETHIOPIA		1	2		1			
3	15	UGA UGANDA		1		1		1		
4	11	USA UNITED STATES		1				1		1
5	9	BLR BELARUS				1	1			
6	8	RSA SOUTH AFRICA	1							
7	6	ERI ERITREA						1	1	1
	6	GRE GREECE			1					
9	2	AUS AUSTRALIA							1	
	2	JPN JAPAN							1	
11	1	NZL NEW ZEALAND								1

